



Pushing Performance

# HARTING Product Change Notification

PCN

**Business Unit:** Electronics

**PCN/17/020/C+N**

**Product range:** DC1 / D-Sub

**Date:** 2017-08-24

**Author:** Thomas Seesing

**Title:** New tools for several D-SUB variants – External

## Details of Product Changes

### 1. Concerned part number (see also attachment):

Several D-Sub Standard variants with turned contacts. Details see in description below.  
All partnumbers see Attachment "A"

**Not affected: D-Sub Mixed, D-Sub High Density, D-Sub Filter, D-Sub Waterproof, D-Sub Press-in and D-Sub SMT**

### 2. Description of changes / news:

Change of process technology and manufacturing method.

➤ With impact on:





- Design
- Packaging
- Labeling of products

➤ Without impact on:

- Technical functionality (electrical parameters, mechanical parameters)
- Product specifications (CECC 75 301-802 & DIN 41652)
- Compliance (e.g. RoHS, lead-free, etc.)
- UL
- Price

D-Sub remains an important product family for HARTING. That's why we decided to improve processes for several D-Sub Standard variants to keep price levels and product performance for future deliveries.

Affected D-Sub variants:

	Current Design	New Design
Soldercup with turned contacts		
WireWrap		



Pushing Performance

# HARTING Product Change Notification

PCN

	Current Design	New Design
straight for PCB (with turned contacts and double shell construction)		
angled for PCB (with turned contacts and double shell construction)		

Detailed changes valid for all affected D-Sub variants:



number	Part of connector	attribute	Current	New
1	Insulator	color	grey	white
2		shape	bar between contacts	flat
			<p><i>*Image shows soldercup and is for illustration purposes only</i></p>	
3	Contacts	Termination side	Tin	Gold
4	Metal shell	To simplify processes the clinch position will change	front	rear
			<p><i>*Image shows soldercup and is for illustration purposes only</i></p>	
5	Packaging	/	Trays in Carton Box	Carton Box with partitions
			<p><i>*Image is for illustration purposes only. Further packaging details Please refer to Attachment "A" and product description</i></p>	<p><i>*Image is for illustration purposes only. Further packaging details Please refer to Attachment "A" and product description</i></p>



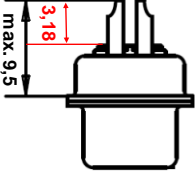
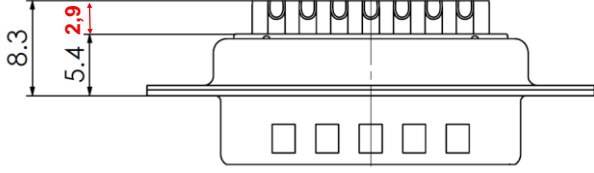
Pushing Performance

# HARTING Product Change Notification

PCN

number	Part of connector	Improvement	Current	New
6	Labeling of products	Switch to standardize HARTING printing for better recognizability	HARTING Logo with Date code and Performance level indicator only	HARTING Logo, Date code and Partnumber
				 <p><i>*Image shows D-Sub Filter with soldercup and is for illustration purposes only</i></p>

Detailed changes relevant for variant “soldercup with turned contacts”:

Current Design			New Design	
				
number	Part of connector	attribute	Current	New
1	Contact	Soldercup length	3,18 mm	2,9 mm

### 3. Impact on product specification:

No impact on the mechanical and electrical properties  
 The product specification will remain unchanged  
 All products remain mating compatible in reference to product specification

### 4. Scheduled date of implementation:

The automatic switch starts end of February 2018.  
 For a short time period it is possible that we will deliver a mix of old and new parts within one delivery, this cannot be avoided completely. There is no possibility to switch back to the old status after the stock is sold out.

### 5. Identification of change:

*No changes to the part numbers  
 The revision level will be increased.*

### 6. Data sheet (optional):

Data sheet,  
 • updated TBs,  
 • updated material data and  
 • updated 3D models  
 will be available at the scheduled time.



Pushing Performance

# HARTING Product Change Notification

**PCN**

## A Attachment

Family	Part number	Current		New		
		MOQ	Packaging unit	MOQ	Packaging unit	
Soldercup with turned contacts	09670095615050	100	100	100	100	
	09670155615050	100	100	100	100	
	09670255615050	100	100	100	50	
	09670375615050	50	50	100	50	
	09670505615050	50	50	100	50	
	09670094715050	100	100	100	100	
	09670154715050	100	100	100	100	
	09670254715050	100	100	100	50	
	09670374715050	50	50	100	50	
	09670504715050	50	50	100	50	
	09670095615	100	100	100	100	
	09670155615	100	100	100	100	
	09670255615	100	100	100	50	
	09670375615	50	50	100	50	
	09670505615	50	50	100	50	
	09670094715	100	100	100	100	
	09670154715	100	100	100	100	
	09670254715	100	100	100	50	
	09670374715	50	50	100	50	
	09670504715	50	50	100	50	
	09670094715211	100	100	100	100	
	09670154715211	100	100	100	100	
	09670254715211	100	100	100	50	
	09670374715211	50	50	100	50	
	09670095615211	100	100	100	100	
	09670155615211	100	100	100	100	
	09670255615211	100	100	100	50	
	09670375615211	50	50	100	50	
	09670095604	100	100	100	100	
	09670155604	100	100	100	100	
	09670255604	100	100	100	50	
	09670375604	50	50	100	50	
	09670505604	50	50	100	50	
	09670094704	100	100	100	100	
	09670154704	100	100	100	100	
	09670254704	100	100	100	50	
	09670374704	50	50	100	50	
	09670504704	50	50	100	50	
	straight for PCB (with turned contacts and double shell construction)	09670095655050	100	100	100	50
		09670155655050	100	100	100	50
09670255655050		100	100	100	25	
09670375655050		50	50	100	25	
09670094755050		100	100	100	50	
09670154755050		100	100	100	50	
09670254755050		100	100	100	25	
09670374755050		50	50	100	25	
09670095655		100	100	100	50	
09670155655		100	100	100	50	
09670255655		100	100	100	25	
09670375655		50	50	100	25	
09670505655		50	50	100	25	
09670094755		100	100	100	50	



Pushing Performance

# HARTING Product Change Notification

PCN

Family	Part number	Current		New	
		MOQ	Packaging unit	MOQ	Packaging unit
straight for PCB (with turned contacts and double shell construction)	09670154755	100	100	100	50
	09670254755	100	100	100	25
	09670374755	50	50	100	25
	09670504755	50	50	100	25
	09670095654	100	100	100	50
	09670155654	100	100	100	50
	09670255654	100	100	100	25
	09670375654	50	50	100	25
	09670505654	50	50	100	25
	09670094754	100	100	100	50
	09670154754	100	100	100	50
	09670254754	100	100	100	25
	09670374754	50	50	100	25
	09670504754	50	50	100	25
angled for PCB (with turned contacts and double shell construction)	09670095664	100	100	100	50
	09670155664	100	100	100	50
	09670255664	100	100	100	25
	09670375664	50	50	100	25
	09670505664	50	50	100	25
	09670094764	100	100	100	50
	09670154764	100	100	100	50
	09670254764	100	100	100	25
	09670374764	50	50	100	25
	09670504764	50	50	100	25
	09670095663	100	100	100	50
	09670155663	100	100	100	50
	09670255663	100	100	100	25
	09670375663	50	50	100	25
	09670505663	50	50	100	25
	09670094763	100	100	100	50
	09670154763	100	100	100	50
	09670254763	100	100	100	25
	09670374763	50	50	100	25
	09670504763	50	50	100	25
	09670094758050	100	100	100	50
	09670095658	100	100	100	50
	09670155658	100	100	100	50
	09670255658	100	100	100	25
	09670505658	100	50	100	25
	09670154758	100	100	100	50
	09670254758	100	100	100	25
	09670504758	50	50	100	25
	09670095657	100	100	100	50
	09670155657	100	100	100	50
	09670255657	100	100	100	25
	09670094757	100	100	100	50
	09670154757	100	100	100	50
09670254757	100	100	100	25	
WireWrap	09670095616	100	100	100	50
	09670155616	100	100	100	50
	09670255616	100	100	100	25
	09670375616	50	50	100	25
	09670505616	50	50	100	25
	09670094716	100	100	100	50



Pushing Performance

# HARTING Product Change Notification

**PCN**

Family	Part number	Current		New	
		MOQ	Packaging unit	MOQ	Packaging unit
WireWrap	09670154716	100	100	100	50
	09670254716	100	100	100	25
	09670374716	50	50	100	25
	09670095616	50	50	100	25
	09670155616	100	100	100	50
	09670255616	100	100	100	50
	09670375616	100	100	100	25
	09670505616	50	50	100	25
	09670505607	50	50	100	25
	09670094707	100	100	100	50
	09670154707	100	100	100	50
	09670254707	100	100	100	25
	09670374707	50	50	100	25
	09670504707	50	50	100	25
Special customer specific	09670154797	100	100	100	50
	09670099001	100	100	100	50
	09670099002	100	100	100	50