



# SPECIFICATION

## FOR APPRONAL

Customer : \_\_\_\_\_

Product Name : Microphone \_\_\_\_\_

Model Name : VS6022PS40 \_\_\_\_\_

Drawing No. : VS20190828016 \_\_\_\_\_

### Signature of Voise

Approved by	Checkde by	Issued by	Date



福爱斯电子有限公司  
VOISE ELECTRONICS CO.,LTD.

Office Add:Haoyangguang B-302# No.968 Baizhang Road,Ningbo China  
Factory add: Shishan Industrial Park Moushan Town Yuyao City China  
Tel:86-0574-87471601 Fax:86-0574-87471603 P.C.315000  
Http://www.nbvoise.com E-mail:sales@nbvoise.com



Specification for Microphone		Page	2/7
		Revision No.	1.0
Model No.:	VS6022PS40	Drawing No.	VS20190828016

## Table of contents

1. Revision
2. Scope
3. General Characteristics
4. Electrical and Acoustic Characteristics.
5. Reliability Test
6. Measurement Method & Frequency Response curve
7. Dimensions
8. Packing

### 1. Revision

Rev.No.	Date	Page	Description of Revision
1.0	2019/8/28		Preliminary



Specification for Microphone		Page	3/7
		Revision No.	1.0
Model No.:	VS6022PS40	Drawing No.	VS20190828016

## 2. Scope

This specification applies electret condenser microphone.

## 3. General Characteristics

- 3.1 Out-Diameter : 6 mm
- 3.2 Height : 2.2 mm
- 3.3 Weight : 0.2 g
- 3.4 Operating Temperature : -20~+70°C without loss of function
- 3.5 Store Temperature : -40~+80°C without loss of function

## 4. Electrical and Acoustic Characteristics.

Test condition :5 ~ 35 °C Temp., 35% ~85% RH,86~106 kPa Refer to IEC

No	Items	Specification	Condition
1	Directivity	Omni-directional	
2	Sensitivity (S)	-40dB±3dB	f=1KHZ, 0dB=1V/pa RL=2.2KΩ
3	Standard Voltage(Vs)	2.0 V.D.C	
4	Output impedance (Zout)	2.2 KΩ	f=1KHz, 1ubar
5	Operating Voltage	1-10 V.D.C	
6	Decreasing Voltage (ΔS-Vs)	-3dB	Vc=2.0V to1.5V
7	Max. Current Consumption (IDss)	0.5 mA	Vc=2.0V , RL=2.2KΩ
8	Max input Sound Pressure Leve	110 dB	
9	Min Signal to noise ration (S/N)	55 dBA	f=1 KHZ , S.P.L=1Pa
10	Material	AL	
11	Environmental Regulations	RoHS	

We use "Pascal (Pa)" indication of sensitivity as per the recommendation of I.E.C.(International Electro technical Commission).The Sensitivity of "Pa" will increase 20dB comparing with "ubar" indication.  
Example: -60dB (0dB=1V/ubar) =-40dB (1V/Pa)

Specification for Microphone		Page	4/7
		Revision No.	1.0
Model No.:	VS6022PS40	Drawing No.	VS20190828016

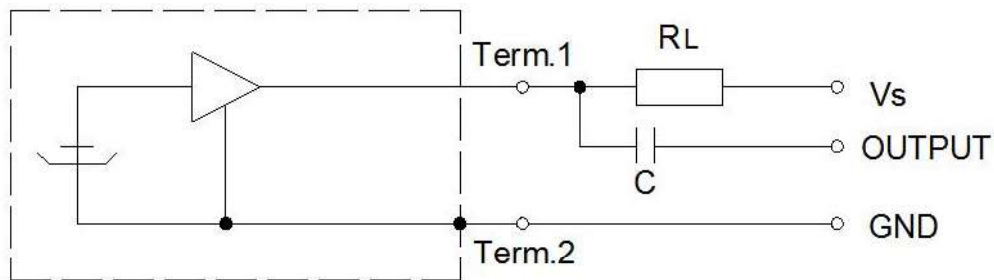
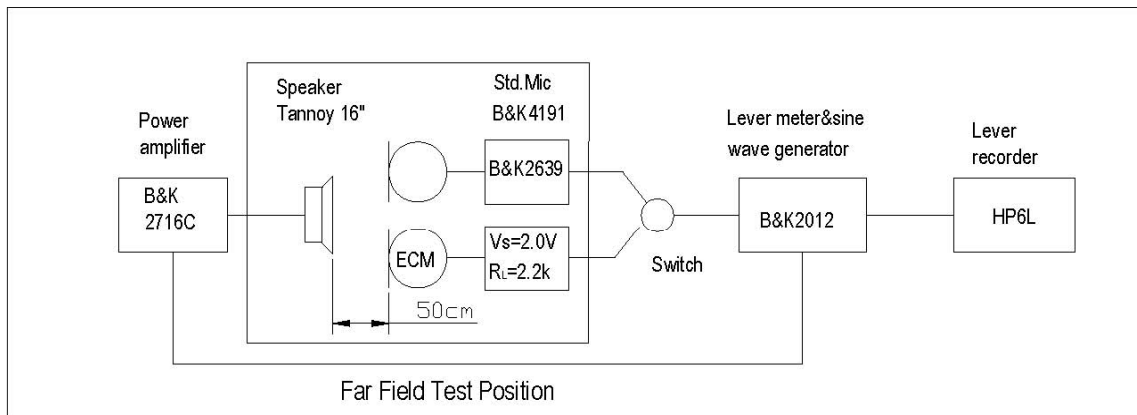
## 5. Reliability Test

After any following tests, the sensitivity of the microphone to be within  $\pm 3\text{dB}$  of initial sensitivity after 3 hours of conditioning at  $20^\circ\text{C}$

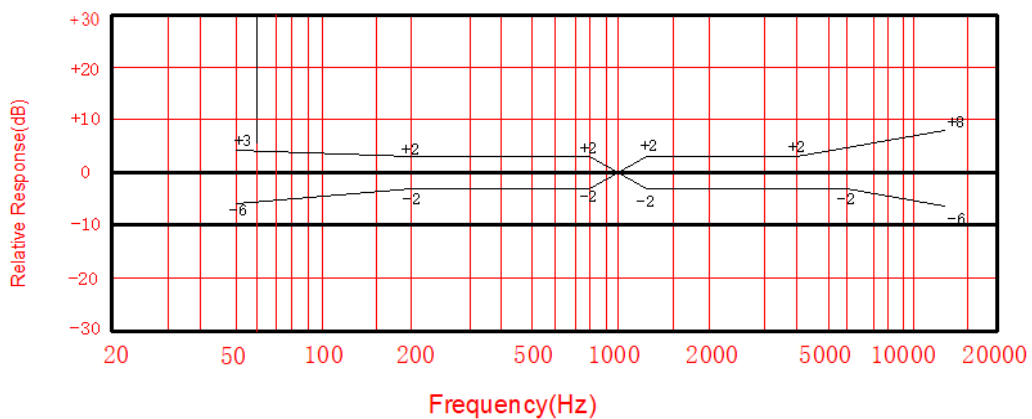
No	Items	Specification
1	High Temp.Test	Keep 72 hours at $+70\pm 3^\circ\text{C}$ , and leave 3 hours in normal temperature and then check.
2	Low Temp.Test	Keep 72 hours at $-40\pm 3^\circ\text{C}$ , and leave 3 hours in normal temperature and then check.
3	Humidity Test	Keep 72 hours at $-45\pm 3^\circ\text{C}$ , relative humidity 90 to 95% and leave 3 hours in normal temperature and then check.
4	Temperature Cycles Test	<p>According to the figure of temperature and time cycle, each 10 times</p>
5	Vibration Test	1 minute frequency from 10Hz to 55Hz, amplitude 1.52mm, the vibration in three directions 2 hours
6	Drop Test	Three faces of package from 1 meters high free fall to the ground, each 6 times
7	Temperature Impact Test	$-20^\circ\text{C}\pm 3^\circ\text{C}$ for 30 minutes, and then $70^\circ\text{C}\pm 3^\circ\text{C}$ for 30 minutes, each 10 times
8	Solderability	The soldering copper of a type of 90W shall be applied, The temperature of the working surface of the soldering copper shall be $320\pm 10^\circ\text{C}$ , Welding time is within 2 to 3 seconds.
9	Soldering Condition	ECM shall be soldered fixed on the metal block(heat sink)which has the higher radiation effects said heat sink
		The pinhole after soldering shall be avoided
		ECM may easily destroyed by the static electricity and the countermeasure for eliminating the static electricity (the ground for soldering copper, for worktable and for human body) shall be executed

Specification for Microphone		Page	5/7
		Revision No.	1.0
Model No.:	VS6022PS40	Drawing No.	VS20190828016

## 6. Measurement Method & Frequency Response curve

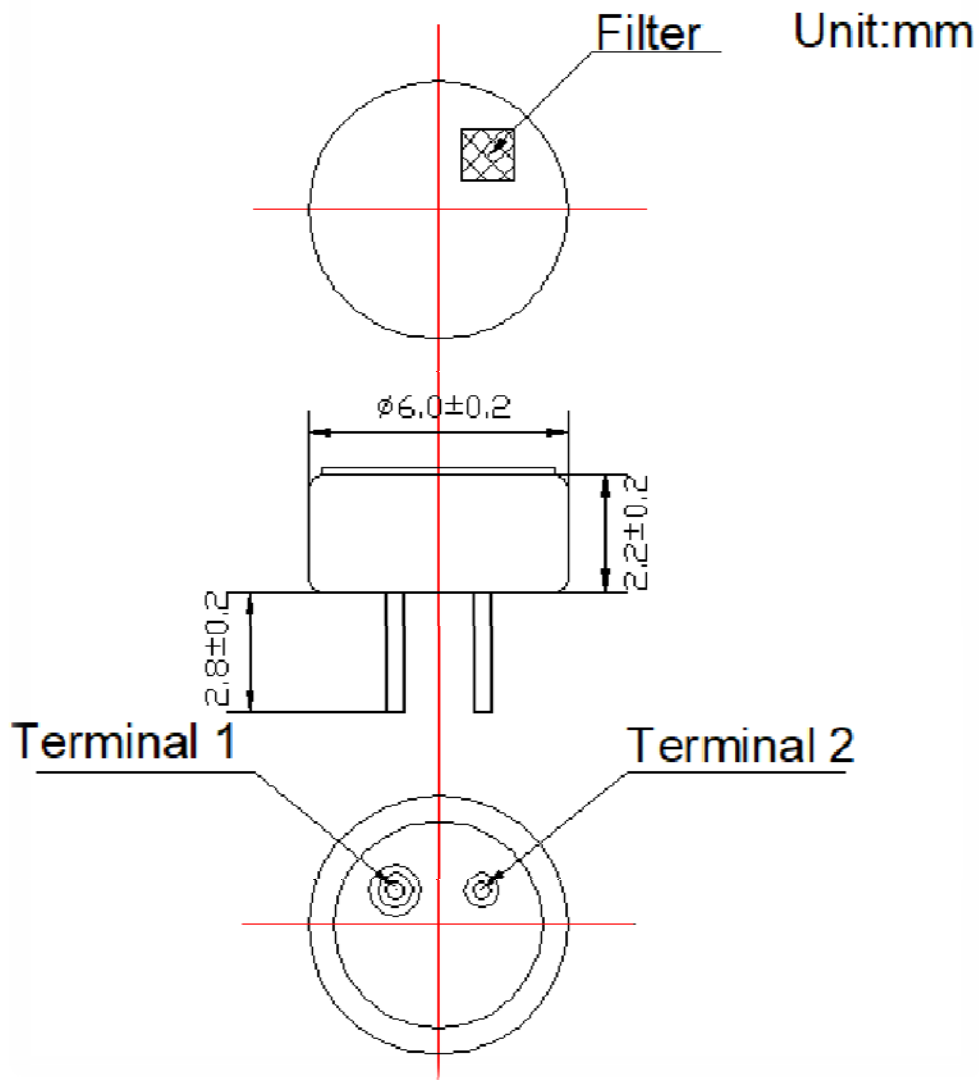


Vs:Source Voltage2.0V RL:Load Resistance2.2KΩ C=1uF

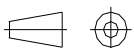


Specification for Microphone		Page	6/7
		Revision No.	1.0
Model No.:	VS6022PS40	Drawing No.	VS20190828016

## 7. Dimensions



FIRST ANGLE PROJECTION

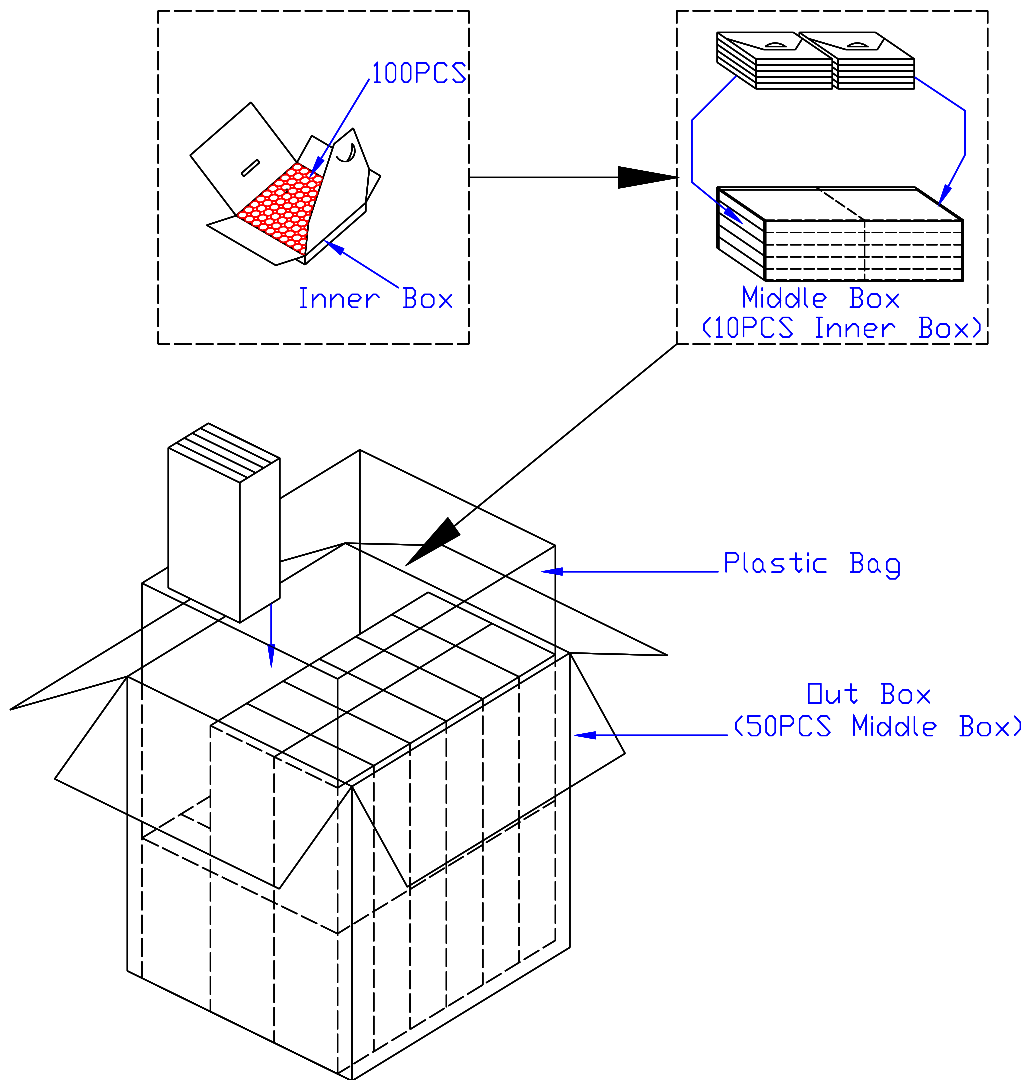


UNIT : mm

Tolerance :  $\pm 0.2$

Specification for Microphone		Page	7/7
		Revision No.	1.0
Model No.:	VS6022PS40	Drawing No.	VS20190828016

## 8. Packing



Inner Box	61mm×61mm×4mm	100PCS×1=100PCS
Middle Box	124mm×63mm×21mm	100PCS×10=1000PCS
Out Box	230mm×230mm×270mm	1000PCS×5=5000PCS