


Pin and Socket Contacts for Series 79 Connectors

Crimp Contacts

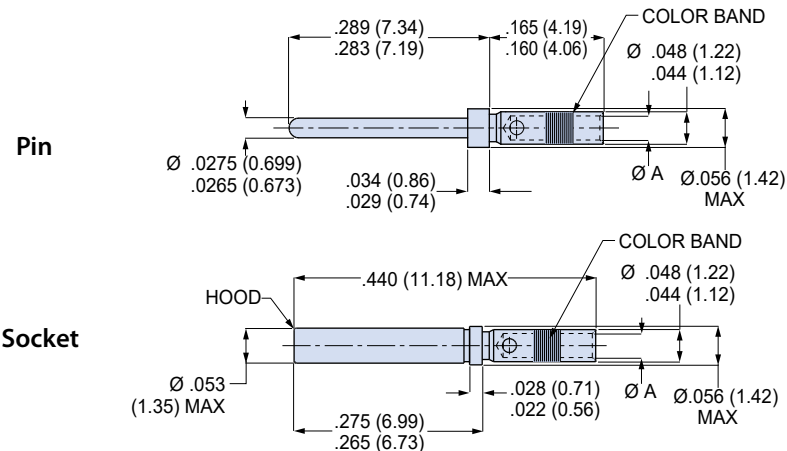
Size 23 Crimp Contacts



Size 23 contacts are designed to meet SAE AS39029 requirements. These snap-in, rear release contacts are compatible with Series 790 and 791 connectors.



Technical Data	
Specifications	
■ Operating temperature: -65 to +150°C	
■ Current rating: 5A	
■ Crimp Tensile Strength	
Wire Size	Axial Load (lbs.)
22	12
24	8
26	5
28	3
30	1.5
■ Voltage Drop: 73 millivolts maximum, 5A, 25° C, 22 AWG wire	
Construction	
■ Contact body: copper alloy	
■ Socket hood: stainless steel, passivated	
■ Contact finish: 50 microinches minimum gold plating over nickel underplate	

Size #23 Crimp Contacts								
Contact Type	AWG Wire Size	Part Number	Ø A		Color Band	Crimp Tools		Insertion/Removal Tool
			In.	mm.		Crimper	Positioner	
Pin	22-28	809-001	.0335/ .0355	0.851/ 0.902	None	809-015 (M22520/2-01)	809-005 (K1461)	809-088
Pin	26-30	809-042	.0229/ .0245	0.582/ 0.632	Blue	809-015 (M22520/2-01)	809-057	809-088
Socket	22-28	809-002	.0335/ .0355	0.851/ 0.902	None	809-015 (M22520/2-01)	809-005 (K1461)	809-088
Socket	26-30	809-043	.0229/ .0245	0.582/ 0.632	Blue	809-015 (M22520/2-01)	809-057	809-088

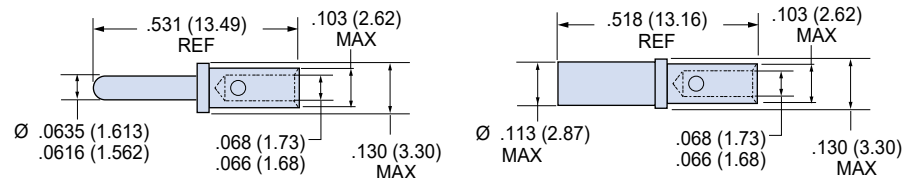


Size 16 Power Contacts

Standard size #16 contacts accept #16 to #20 AWG wire. Approved to SAE-AMS-39029.



Size #16 Power Contacts					
Contact Type	AWG Wire Size	Part Number	Crimp Tools		Insertion/Removal Tool
			Crimper	Positioner	
Pin	16-20	809-110 (M39029/58-364)	809-136 (M22520/1-01)	809-137 (M22520/1-04)	809-131 (M81969/14-03)
Socket	16-20	809-111 (M39029/57-358)	809-136 (M22520/1-01)	809-137 (M22520/1-04)	809-131 (M81969/14-03)




Technical Data	
Specifications	Construction
<ul style="list-style-type: none"> ■ Operating temperature: -65 to +200°C ■ Current rating: 13 ampere ■ Voltage Drop: 49 millivolts maximum@13A, 16 AWG wire 	<ul style="list-style-type: none"> ■ Contact body: copper alloy, 50 microinches gold over nickel plating ■ Socket hood: stainless steel, passivated

Pin and Socket Contacts for Series 79 Connectors

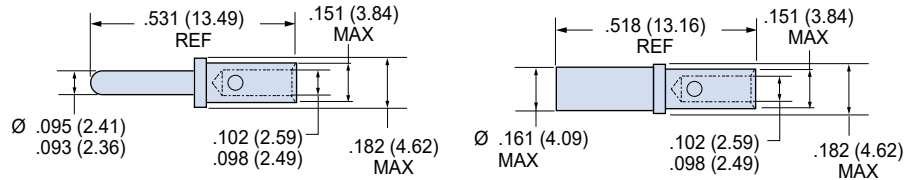
Crimp Contacts

Size 12 Power Contacts



Standard size #12 contacts accept #12 to #14 AWG wire. Approved to SAE-AMS-39029.

Size #12 Power Contacts					
Contact Type	AWG Wire Size	Part Number	Crimp Tools		Insertion/Removal Tool
			Crimper	Positioner	
Pin	12-14	809-112 (M39029/58-365)	809-136 (M22520/1-01)	809-137 (M22520/1-04)	809-132 (M81969/14-04)
Socket	12-14	809-113 (M39029/57-359)	809-136 (M22520/1-01)	809-137 (M22520/1-04)	809-132 (M81969/14-04)



Technical Data	
Specifications	Construction
<ul style="list-style-type: none"> Operating temperature: -65 to +200°C Current rating: 23 ampere Voltage Drop: 42 millivolts maximum@20A 	<ul style="list-style-type: none"> Contact body: copper alloy, 50 microinches gold over nickel plating Socket hood: stainless steel, passivated

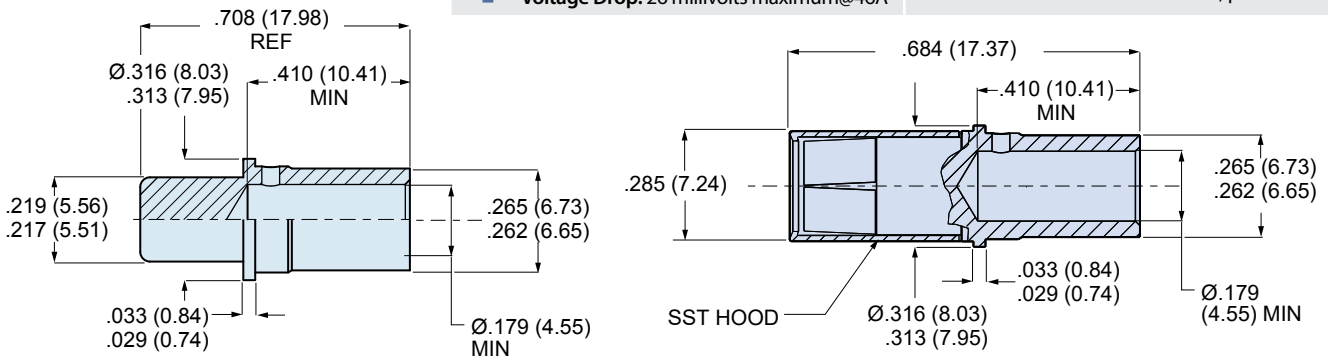
Size 8 Power Contacts



Size 8 contacts are designed to meet SAE AS39029 requirements. Snap in, rear release. Supplied with 859-042-03 sealing boot.

Size #8 Power Contacts						
Contact Type	AWG Wire Size	Part Number	Crimp Tools			Removal Tool
			Pneumatic Crimper	Die Assembly	Positioner	
Pin	8	850-014F	859-025 (M22520/23-01)	859-026 (M22520/23-02)	859-046 (WA23-395L)	859-049 (M81969/14-12)
Socket	8	850-138F	859-025 (M22520/23-01)	859-026 (M22520/23-02)	859-046 (WA23-395L)	859-049 (M81969/14-12)

Technical Data	
Specifications	Construction
<ul style="list-style-type: none"> Operating temperature: -65 to +200°C Current rating: 46 ampere Voltage Drop: 26 millivolts maximum@46A 	<ul style="list-style-type: none"> Contact body: copper alloy, 50 microinches gold over nickel plating Socket hood: stainless steel, passivated



Coaxial Contacts for Series 79 Connectors

Size #12 AS39029 Coaxial Contacts

These snap-in, rear-release contacts Series 79 connectors with size #12 cavities. Crimp termination. SAE AS39029 qualified.

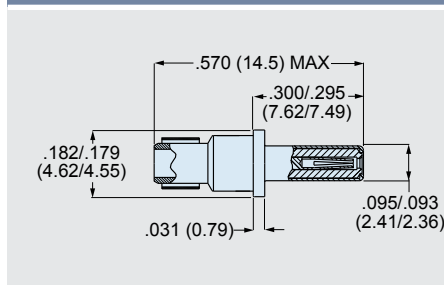


Technical Data	
Specifications	Construction
<ul style="list-style-type: none"> Operating temperature: -65 to +200°C Dielectric withstanding voltage: 1000 Vac rms at sea level, 250 Vac at 50,000 feet Current rating: 1 ampere Durability: 500 mating cycles 	<ul style="list-style-type: none"> Inner contact, body, outer sleeve: copper alloy, gold over nickel underplate per AS39029 Type D Socket contact hood: stainless steel Insulator: fluoroplastic

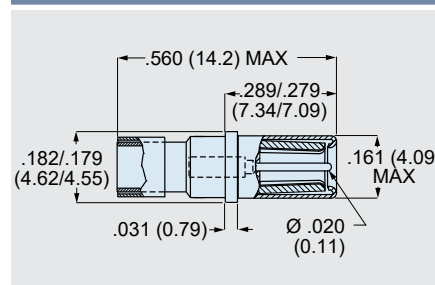
Size #12 AS39029 Coaxial Contacts

RG Cable	Size	Freq.	Pin Contact	Socket Contact	Crimp Tools				Insertion/Removal Tool
					Inner Contact Crimper	Positioner	Shield Crimp Sleeve Crimper	Die Set	
RG174	12	700 MHz	852-002-12-211 (M39029/28-211)	852-001-12-210 (M39029/27-210)	809-015 (M22520/2-01)	809-135 (M22520/2-34)	809-133 (M22520/31-01)	809-134 (M22520/31-02)	809-132 (M81969/14-04)
RG179	12	200 MHz	852-002-12-211 (M39029/28-211)	852-001-12-210 (M39029/27-210)	809-015 (M22520/2-01)	809-135 (M22520/2-34)	809-133 (M22520/31-01)	809-134 (M22520/31-02)	809-132 (M81969/14-04)
RG180	12	700 MHz	852-002-12-409 (M39029/28-409)	852-001-12-402 (M39029/27-402)	809-015 (M22520/2-01)	809-135 (M22520/2-34)	809-133 (M22520/31-01)	809-134 (M22520/31-02)	809-132 (M81969/14-04)
RG316	12	700 MHz	852-002-12-211 (M39029/28-211)	852-001-12-210 (M39029/27-210)	809-015 (M22520/2-01)	809-135 (M22520/2-34)	809-133 (M22520/31-01)	809-134 (M22520/31-02)	809-132 (M81969/14-04)

Pin Contact 852-002



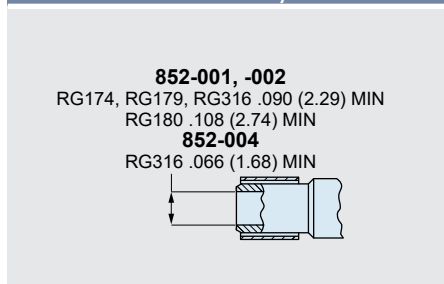
Socket Contact 852-001



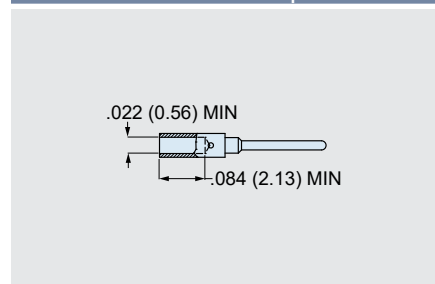
AS39029 Color Stripes

AS39029 Part No.	Color Bands		
	1st	2nd	3rd
M39029/27-210	RED	BROWN	BLACK
M39029/27-402	YELLOW	BLACK	RED
M39029/28-211	RED	BROWN	BROWN
M39029/28-409	YELLOW	BLACK	WHITE
M39029/102-558	GREEN	GREEN	GRAY

Cable Entry



Inner Contact Crimp Barrel



Coaxial Contacts for Series 79 Connectors

Size #16 AS39029 Coaxial Contacts

These snap-in, rear-release contacts fit Series 79 connectors with size #16 cavities. Crimp termination. SAE AS39029 qualified.

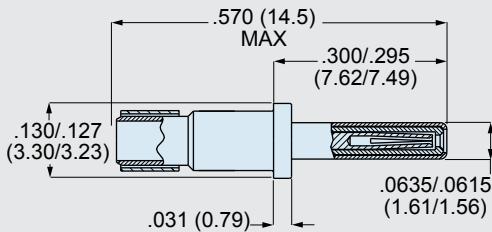


Technical Data	
Specifications	Construction
<ul style="list-style-type: none"> Operating temperature: -65 to +200°C Dielectric withstanding voltage: 800 Vac rms at sea level, 250 Vac at 50,000 feet Current rating: 1 ampere Durability: 500 mating cycles VSWR: 1.50 max. @ 500 MHz 	<ul style="list-style-type: none"> Inner contact, body, outer sleeve: copper alloy, gold over nickel underplate per AS39029 Type D Socket contact hood: stainless steel Insulator: fluoroplastic

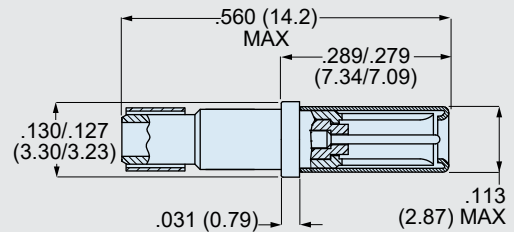
Size #16 AS39029 Coaxial Contacts

RG Cable	Size	Max. Freq.	Pin Contact	Socket Contact	Crimp Tools				Insertion/Removal Tool
					Inner Contact Crimper	Inner Contact Positioner	Shield Crimp Sleeve Crimper	Shield Crimp Sleeve Die Set	
RG174 RG179 RG316	16	500 MHz	852-008-16-424 (M39029/76-424)	852-010-16-432 (M39029/78-432)	809-015 (M22520/2-01)	809-125 (M22520/2-35)	809-127 (M22520/4-01)	809-126 (M22520/4-02)	809-131 (M81969/14-03)
RG178	16	500 MHz	852-008-16-425 (M39029/76-425)	852-010-16-433 (M39029/78-433)					

Pin Contact 852-008



Socket Contact 852-010

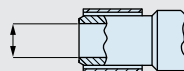


AS39029 Color Stripes

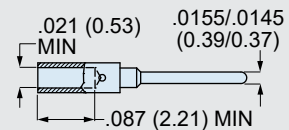
AS39029 Part No.	Color Bands		
	1st	2nd	3rd
M39029/76-424	YEL	RED	YEL
M39029/76-425	YEL	RED	GRN
M39029/78-432	YEL	ORN	RED
M39029/78-433	YEL	ORN	ORN

Cable Entry

RG174, RG179, RG316
.067 (1.70) MIN
RG178
.0575 (1.46) MIN




Inner Contact Crimp Barrel



Coaxial Contacts for Series 79 Connectors

Size #12 50 Ohm High Frequency Matched-Impedance Coaxial Contacts

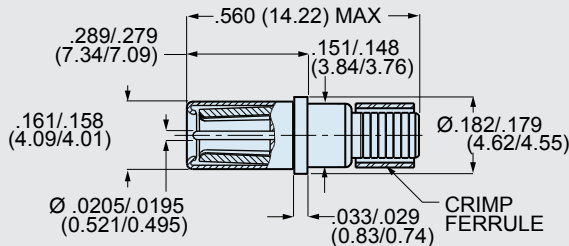


High Frequency coax contacts fit Glenair Series 79 connectors with size 12 contact cavities. 50 ohm nominal impedance. DC – 3 GHz frequency range. Contacts are snap-in, rear-release.

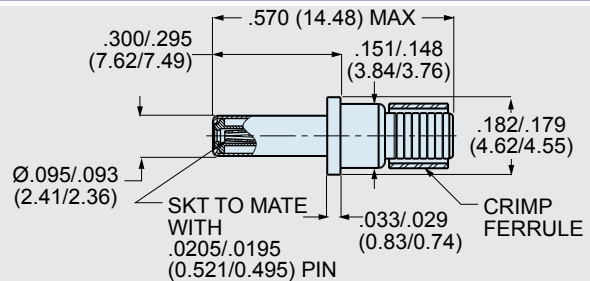
Size 12 50 Ohm High Frequency Matched-Impedance Coaxial Contacts

RG Cable	Max. Freq.	Pin Contact	Socket Contact
RG178 (M17/93-RG178)	3 GHz	852-016-03	852-015-03
RG316 (M17/113-RG316)	3 GHz	852-016-01	852-015-01
RG316DS (M17/152-00001)	3 GHz	852-016-02	852-015-02
RG405-FLEX	3 GHz	852-018	852-017

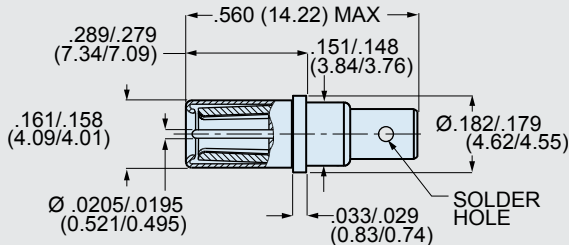
Socket Contact 852-015



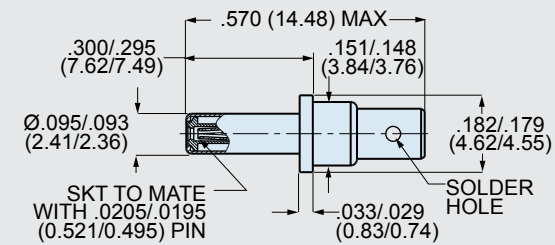
Pin Contact 852-016



Socket Contact 852-017



Pin Contact 852-018



Technical Data

Specifications

- Operating temperature: -65°C to +200°C
- VSWR: 1.32:1 max. @ 3 GHz
- Nominal impedance: 50 ohms
- Insertion loss: 0.20 dB maximum at 3 GHz
- Dielectric withstanding voltage: 1000 Vac rms at sea level
- Current rating: 1 ampere
- Durability: 500 mating cycles
- Shock: EIA-364-27 condition D
- Vibration: EIA-364-28 condition VI, letter J

Construction

- Center contact, body, crimp sleeve: copper alloy, 50 microinches gold over nickel plating
- Insulator: fluoroplastic


Crimp Tools, Installation/Removal Tool

Contact Part Number	Crimp Tools				Installation/Removal Tool
	Inner Crimper	Positioner	Shield Crimper	Hex Die	
852-015	809-128 (MH992)	859-006 (K1721)	809-129 (M22520/5-01)	809-130 (M22520/5-03)	809-132 (M81969/14-04)
852-016	809-128 (MH992)	859-006 (K1721)	809-129 (M22520/5-01)	809-130 (M22520/5-03)	809-132 (M81969/14-04)
852-017	(Solder termination)	(Solder termination)	(Solder termination)	(Solder termination)	809-132 (M81969/14-04)
852-018	(Solder termination)	(Solder termination)	(Solder termination)	(Solder termination)	809-132 (M81969/14-04)



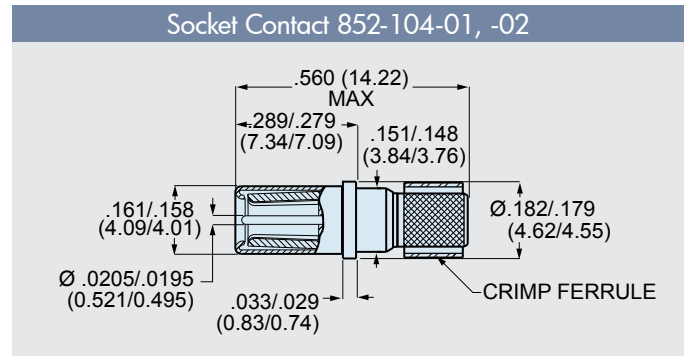
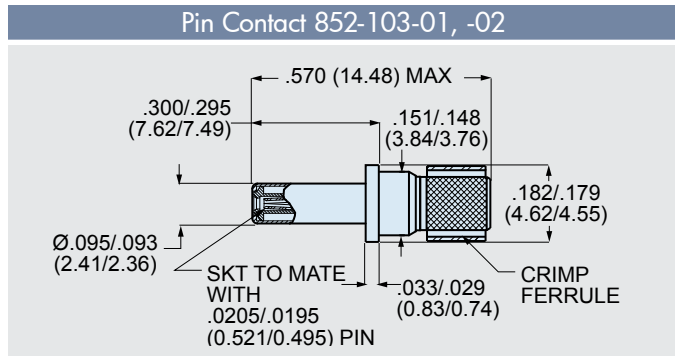
Coaxial Contacts for Series 79 Connectors

Size #12 75 Ohm High Frequency Matched-Impedance Coaxial Contacts



75 ohm coax contacts provide DC – 3 GHz frequency range. Crimp termination. Supplied as unassembled kit with contact body, center contact and outer ferrule. These snap-in, rear-release contacts fit Glenair Series 79 connectors. Gold-plated copper alloy, fluoroplastic insulator.

Size 12 75 Ohm High Frequency Matched-Impedance Coaxial Contacts		
RG Cable	Pin Contact	Socket Contact
RG179 (M17/94-RG179)	852-103-02	852-104-02
V75268, V76261, V73263 (PIC™ Wire and Cable)	852-103-01	852-104-01



Technical Data	
Specifications	
■	Operating temperature: -65 to +200°C
■	Dielectric withstanding voltage: 500 Vac
■	Current rating: 1 ampere
■	VSWR: 1.25:1 max. @ 3 GHz
■	Impedance: 75 ohm
■	Durability: 500 mating cycles
■	Shock: EIA-364-27 condition D
■	Vibration: EIA-364-28 condition VI, letter J
Construction	
■	Center contact, body, crimp sleeve: copper alloy, 50 microinches gold over nickel plating
■	Insulator: fluoroplastic
■	Hood: stainless steel, passivated

Crimp Tools, Installation/Removal Tool					
Contact Part Number	Crimp Tools				Insertion/Removal Tool
	Inner Contact		Shield Crimp Sleeve		
	Crimper	Positioner	Crimper	Positioner	
852-103-01	809-128 (MH992)	859-006 (K1721)	809-133 (M22520/31-01)	859-128 (GP959)	809-132 (M81969/14-04)
852-103-02	809-128 (MH992)	859-006 (K1721)	809-129 (M22520/5-01)	809-130 (M22520/5-03)	809-132 (M81969/14-04)
852-104-01	809-128 (MH992)	859-006 (K1721)	809-133 (M22520/31-01)	859-128 (GP959)	809-132 (M81969/14-04)
852-104-02	809-128 (MH992)	859-006 (K1721)	809-129 (M22520/5-01)	809-130 (M22520/5-03)	809-132 (M81969/14-04)

Inner Contact Crimp Tools

809-128 (MH992) **859-006** (K1721)

Installation/Removal Tool

809-132
(M81969/14-04)

Shield Crimp Tools

809-133 (M22520/31-01) **859-128** (GP959)

809-129 (M22520/5-01) **809-130** (M22520/5-03)

Coaxial Contacts for Series 79 Connectors

Size #12 SMPM-Type Spring-Loaded Contacts for DC – 40 GHz



Male Contact

Female Contact

50 ohm high frequency size #12 coaxial contacts fit Glenair Series 79 connectors. Maximum operating frequency 40 GHz. Spring-loaded male contact assures consistent mating dimensions and superior performance. Supplied fully assembled with cable termination instruction sheet.

- DC – 40 GHz frequency range
- 50 ohm impedance
- Aerospace-grade construction
- SMPM-type Interface per MIL-DTL-348
- Spring-loaded interface
- Low insertion loss
- Solderless center contact
- VSWR 1.3 at 40 GHz

Size 12 50 Ohm SMPM-Type Coaxial Contacts for DC – 40 GHz

Cable	Female Contact (Use in Pin Connectors)	Male Contact (Use in Socket Connectors)
RG-405 Flex (Times Microwave TFlex-405) Tensolite LLF-1087)	852-025-01	852-032-01

Technical Data

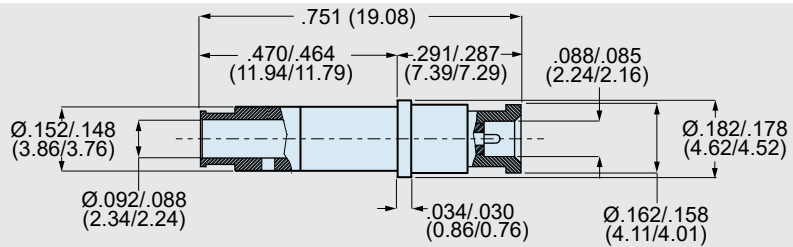
Specifications

- Operating temperature: -55°C to +125°C
- Dielectric withstanding voltage: 500 Vac
- Ins. resistance: 5000 megohms min.
- Frequency range: DC – 40 GHz
- VSWR: 1.10 + (.005 x Freq GHz)
- Impedance: 50 ohm
- Insertion loss: .04 x $\sqrt{\text{Freq in GHz}}$
- RF leakage: -(90 – Freq GHz)
- Durability: 500 mating cycles

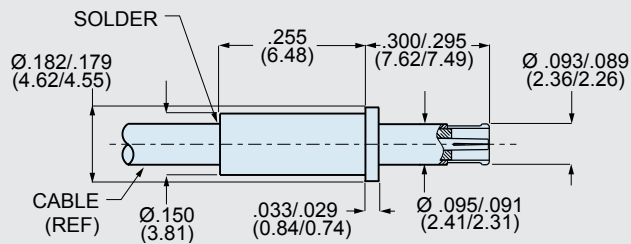
Construction

- Center contact: copper alloy, 50 microinches gold over nickel plating
- Dielectric: PTFE per ASTM D-1710
- Female body: copper alloy, 50 microinches gold over nickel plating
- Male body: stainless steel, passivated
- Male contact spring: high carbon steel (music wire), nickel plated

Male Contact 852-032-01

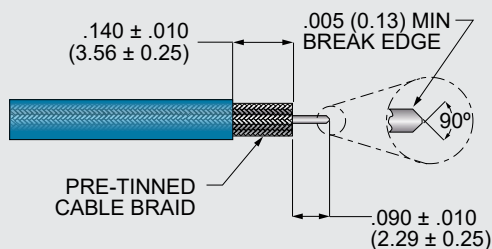


Female Contact 852-025-01



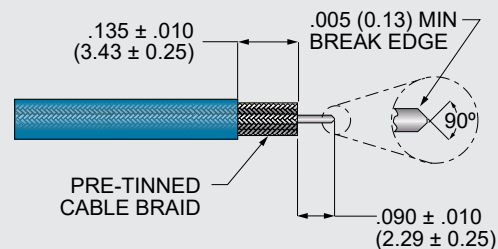
Cable Prep Dimensions for 852-025

Slide prepped cable into contact, then solder cable braid to contact body. See Assembly Instruction Sheet AI85009 for complete termination instructions.



Cable Prep Dimensions for 852-032

Slide prepped cable into contact, then solder cable braid to contact body. See Assembly Instruction Sheet AI85010 for complete termination instructions.



Datalink Contacts for Series 791 Connectors

Size #8 Differential Twinax Contacts



Differential twinax contacts accept 100 ohm shielded twisted pair cable. These snap-in, rear-release contacts fit Glenair Series 79 connectors. Crimp termination. 24 and 26 AWG versions. Gold-plated copper alloy. Supplied unassembled with sealing boot and instruction sheet.

Size #8 Differential Twinax Contacts

Shielded Twisted Pair Cable	Wire Size (AWG)	Impedance (ohms)	Pin Contact	Socket Contact
GSC-03-83971-00 (Gore)	24	100	853-014-02F	853-026-01F
0024A0024 (TE Raychem)	24	100	853-014-04F	853-026-02F
DXN2603 (Gore)	26	100	853-014-09F	853-026-04F
M17/176-00002	24	77	853-014-05F	853-026-05F

Technical Data

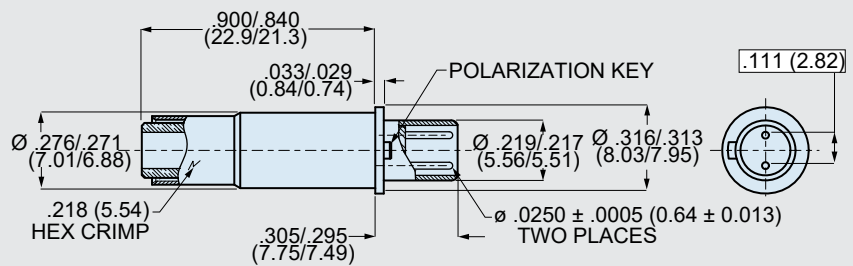
Specifications

- Operating temperature: -65 to +175°C
- Operating frequency 100 ohm versions: DC – 3GHz
- Operating frequency 77 ohm versions: DC – 20MHz
- Dielectric withstanding voltage, inner contact to inner contact: 1000 Vrms
- Dielectric withstanding voltage, inner contact to outer body: 500 Vrms
- Insulation resistance: 5000 megohms min.
- Contact resistance, inner contacts: 55 millivolt max. voltage drop @ 1 ampere
- Contact resistance, outer body: 75 millivolt max. voltage drop @ 12A
- Durability: 500 mating cycles

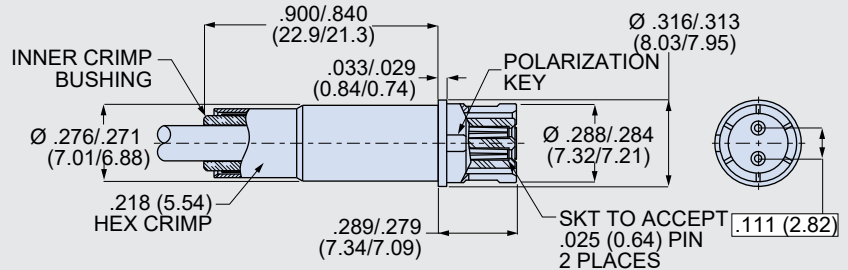
Construction

- Inner contacts, outer body: copper alloy, 50 microinches gold over nickel plating
- Crimp ferrule: copper alloy, 50 microinches gold over nickel plating
- Insulators: PPS
- Sealing boot: fluorosilicone rubber grommet, glass-filled PEI follower

Pin Contact 853-014

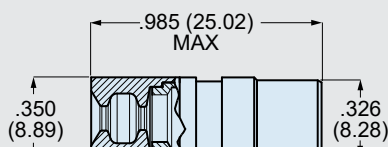



Socket Contact 853-026



Sealing Boot

Sealing boots are supplied with contacts. To order contacts without sealing boots, delete the "F" suffix from the part number



Crimp Tools, Removal Tool

Contact Part Number	Inner Contacts		Outer Body		Removal Tool
	Crimper	Positioner	Crimper	Hex Die	
853-014	809-015	809-240	809-129	859-007	859-049
853-026	(M22520/2-01)	(M22520/2-37)	(M22520/5-01)	(M22520/5-45)	

Inner Contact Crimp Tools



Outer Body Crimp Tools



Removal Tool



Datalink Contacts for Series 791 Connectors

Size #8 Quadrax Contacts



Pin Contact

Socket Contact

Quadrax contacts are size 8 multi-pin contacts with four signal pins and an outer contact body. Crimp termination. Compatible with Glenair Series 79 connectors. Supplied as unassembled kit.

Technical Data

Specifications

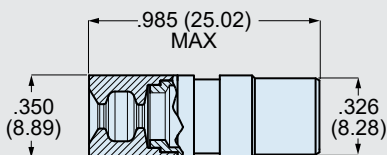

- Operating temperature: -65 to +175°C
- Operating frequency: DC – 3 GHz
- Characteristic Impedance: 100 ±10 ohms
- Dielectric withstanding voltage, inner to inner contact: 1000 Vrms sea level, 250 Vrms 70,000 feet.
- Dielectric withstanding voltage, inner to outer contact: 500 Vrms sea level, 250 Vrms 70,000 feet.
- Contact resistance, inner contacts: 55 millivolt max. voltage drop @ 1 ampere
- Contact resistance, outer body: 75 millivolt max. voltage drop @ 12A
- Insulation resistance: 5000 megohms min.
- Contact resistance, inner contacts: 55 millivolt max. voltage drop @ 1 ampere
- Contact resistance, outer body: 75 millivolt max. voltage drop @ 12A
- Durability: 500 mating cycles

Construction

- Inner contacts, outer body: copper alloy, 50 microinches gold over nickel plating
- Crimp ferrule: copper alloy, 50 microinches gold over nickel plating
- Insulators: PPS
- Sealing boot: fluorosilicone rubber grommet, glass-filled PEI follower

Sealing Boot

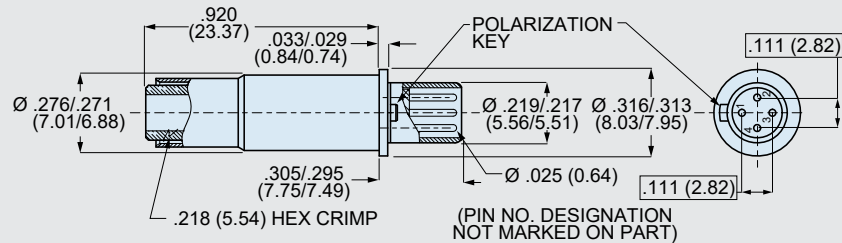
Sealing boots are supplied with contacts. To order contacts without sealing boots, delete the "F" suffix from the part number



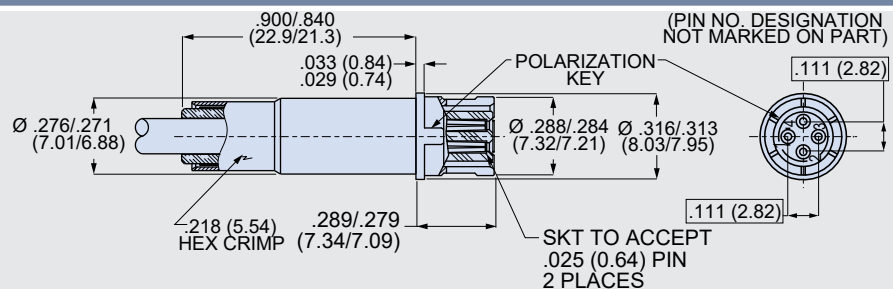
Size #8 100 Ohm Quadrax Contacts

Wire Size (AWG)	Ref Cable Dia.	Cable Accomodation		Pin Contact	Socket Contact
		Mfgr.	Part Number		
24	.160 (4.06)	PIC	E51424	854-001-02F	854-019-02F
		Gore	GSC-03-84608-00		
		Tensolite	NF24Q100-01		
24	.175 (4.45)	Draka	F 4704-4	854-001-04F	854-019-04F
		PIC	E50424		
26	.137 (3.48)	Tensolite	NF26Q100-01	854-001-01F	854-019-01F
		PIC	E51426		

Pin Contact 854-001



Socket Contact 854-019



Crimp Tools, Removal Tool

Contact PN	Inner Contacts		Outer Body		Removal Tool
	Crimper	Positioner	Crimper	Hex Die	
854-001	809-015	809-240	809-129	859-007	859-049
854-019	(M22520/2-01)	(M22520/2-37)	(M22520/5-01)	(M22520/5-45)	(M81969/14-12)

Inner Contact Crimp Tools	Outer Body Crimp Tools	Removal Tool
809-015 (M22520/2-01)	809-240 (M22520/2-37)	859-049 (M81969/14-12)
809-129 (M22520/5-01)	859-007 (M22520/5-45)	

Datalink Contacts for Series 791 Connectors

Size #8 El Ochito® Octaxial Contacts

El Ochito®

The 10G Ethernet Contact with Patented Data Pair Isolator Technology

**United States Patent Number
9,257,796**

- DC – 4 GHz frequency range
- 100 ohms
- Data pair isolation technology
- 50% size and weight savings compared to quadrax contacts

Pin Contact



Socket Contact



El Ochito® contacts are intended for harsh environment military and aerospace data networks utilizing 1000BASE-T or 10GBASE-T protocols. El Ochito® contacts provide up to 50% total weight savings compared to quadrax-based solutions. These contacts have eight signal pins housed in a machined, gold plated outer contact. Crimp termination. Metal spline isolates data pairs for improved signal integrity. For use with aerospace-grade 26 AWG Category 6a cables with unshielded or shielded data pairs. El Ochito® contacts snap into Series 791 connectors. Supplied as unassembled kit with outer body, (8) inner contacts, shield crimp ferrule, insulators, and instruction sheet.

Technical Data

Specifications

- Operating temperature: -65 to +175°C
- Operating frequency: DC – 4 GHz
- Nominal Impedance: 100 ohms
- Dielectric withstanding voltage, inner to inner contact: 1000 Vrms sea level, 250 Vrms 70,000 feet.
- Dielectric withstanding voltage, inner to outer contact: 500 Vrms sea level, 250 Vrms 70,000 feet.
- Insulation resistance: 5000 megohms min.
- Durability: 500 mating cycles
- Vibration: MIL-DTL-38999 Series III
- Shock: MIL-DTL-38999 Series III

Construction

- Inner contacts, outer body: copper alloy, 50 microinches gold over nickel plating
- Crimp ferrule: copper alloy, 50 microinches gold over nickel plating
- Insulators: thermoplastic
- Sealing boot: fluorosilicone rubber grommet, glass-filled PEI follower

Size #8 El Ochito® Ethernet Contacts for Series 791 Connectors

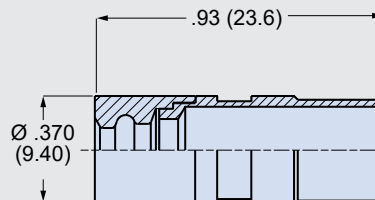
Cable Type	Cable Description	Cable		Pin Contact	Socket Contact
		Mfgr. Part Number	Glenair Part No.		
S/UTP	Unshielded twisted pairs	PIC E6A3826	963-003-26	858-003-01F	858-032-01F
S/FTP	Foil shields on individual twisted pairs	Gore RCN9047-26	963-033-26	858-016-01F	858-032-02F

Crimp Tools, Removal Tool

Contact PN	Inner Contacts		Outer Body		Removal Tool
	Crimper	Positioner	Crimper	Hex Die	
858-003-01F 858-032-01F	809-015 (M22520/2-01)	859-101 (K1906)	809-129 (M22520/5-01)	859-007 (M22520/5-45)	859-049 (M81969/14-12)
858-016-01F 858-032-02F	809-015 (M22520/2-01)	859-101 (K1906)	859-134 (GS206)	(not required)	859-049 (M81969/14-12)

Sealing Boot

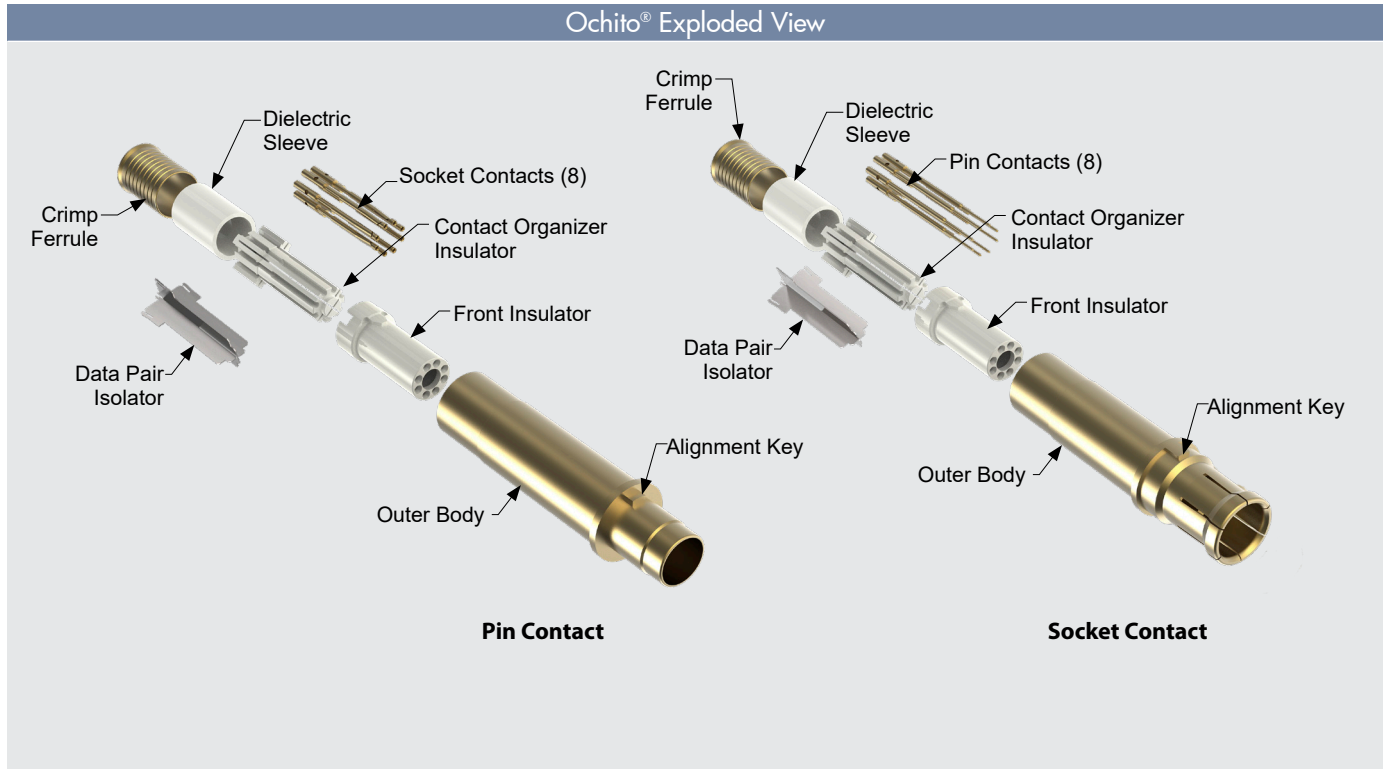
Sealing boots are supplied with Ochito contacts. To order contacts without sealing boots, delete the "F" suffix from the part number.



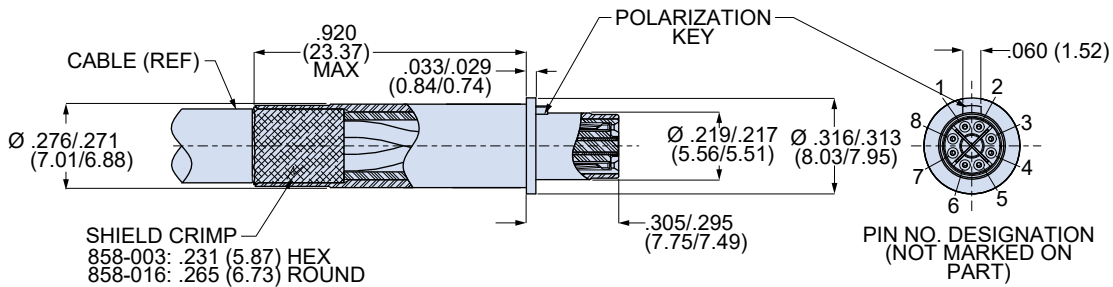
SEALING BOOT FOR OCHITO CONTACTS USING .220 (5.59) DIAMETER CABLE
687-754-8-8

Datalink Contacts for Series 791 Connectors

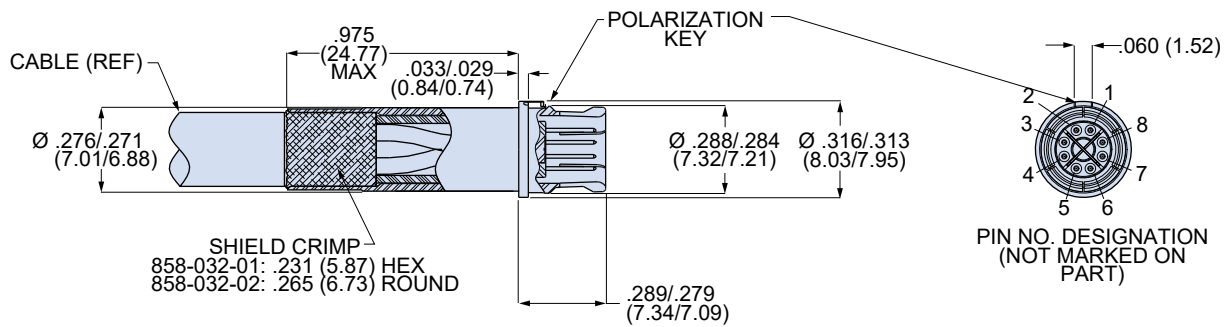
Size #8 100 Ohm El Ochito® Octaxial Contacts



858-003 and 858-016 El Ochito® Pin Contact



858-032 El Ochito® Socket Contact



Pneumatic Contacts for Series 790 and 791 Connectors

Size #12 Pneumatic Contacts




Stainless steel pneumatic contacts attach to 3/32 inch (2.38) diameter tubing. Compatible with all Series 79 and Series 80 Mighty Mouse connectors. Socket contact has o-ring and PTFE backup washers. Contacts snap into size #12 connector cavities. Originally designed for pitot tube connections, these pneumatic contacts are rated for 100 PSI maximum air pressure. No installation tool is required. Remove contacts with plastic extraction tool 809-132.

- 100 psi
- Stainless steel
- Accepts 3/32 in. diameter tube
- Fits in standard #12 contact cavity

Size #12 Pneumatic Contacts

Contact Type	Tube I.D.	Pin Contact	Socket Contact
Pneumatic	.094 (2.38)	830-003	830-004



Technical Data

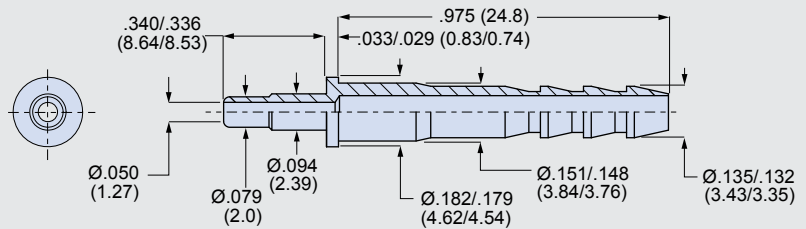
Specifications

- Operating temperature: -65 to +200°C
- Maximum static air pressure 100 psi (6.8 bar)

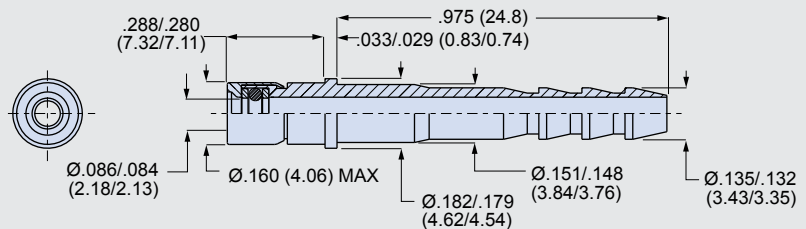
Construction

- Body: stainless steel, passivated
- O-ring: fluorosilicone
- Washers: PTFE

Pin Contact 830-003



Socket Contact 830-004



Mouser Electronics

Authorized Distributor

Click to View Pricing, Inventory, Delivery & Lifecycle Information:

[Glenair:](#)

[809-110](#) [809-111](#) [809-057](#) [809-042](#) [809-043](#) [852-044-01](#) [852-103-01](#) [854-019-02F](#)