

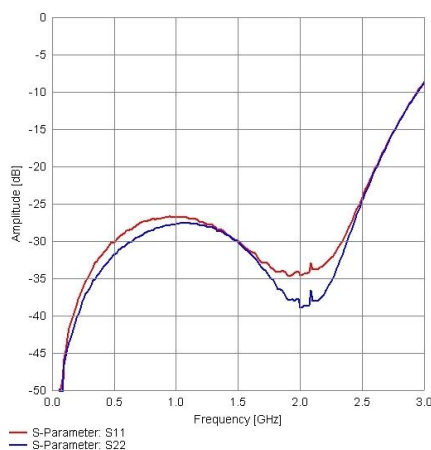
SurgeShield Connector SSC_N230

- DC cut-off frequency (3 dB) up to 3 GHz
- Excellent RF performance
- 140 W CW power rating
- Maximum discharge current 20 kA
- O-ring sealed to panel
- Easy to install

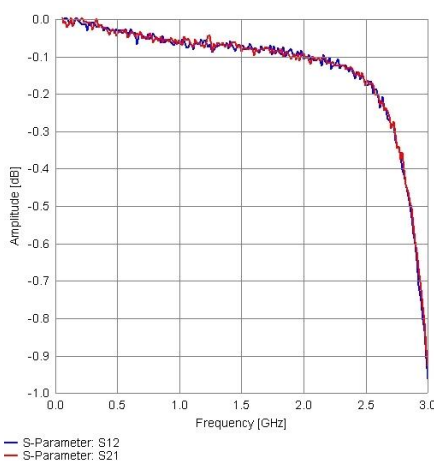


These SurgeShield Connectors (SSC) are gas discharge tube (GDT) surge protective devices designed to protect information and communication systems from surge voltage caused by lightning. The SSC are supplied together with an inserted GDT of 230 V static spark-over voltage. The IP68 rating makes it useable for any outdoor application.

Typical return loss



Typical insertion loss



Technical Data

Electrical

Impedance:	50 Ohm
Frequency Range:	DC to 3 GHz
Return Loss:	typ. 20 dB at 2500 MHz
Insertion Loss:	typ. 0.1 dB at 1000 MHz typ. 0.2 dB at 2500 MHz
RF power:	≤ 140 W CW at 25°C
Continuous operating voltage U_c max.:	170 V DC
Nom. discharge current I_n :	20 kA
Protection voltage level U_p at I_n :	≤ 700 V

Mechanical

Connectors:	N
Temperature Range:	-40°C to 85°C
Ingress protection level:	IP68 (in coupled state)
Weight:	155 g

Material

Housing:	Brass, tri-metal plated
Centre contact:	Brass / bronze, gold plated

Earthing

through-hole Ø 19.3 mm on a metallic plate or via cable lug and grounding wire

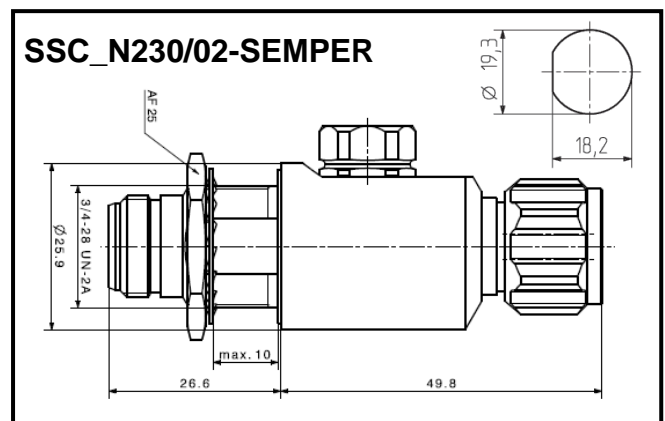
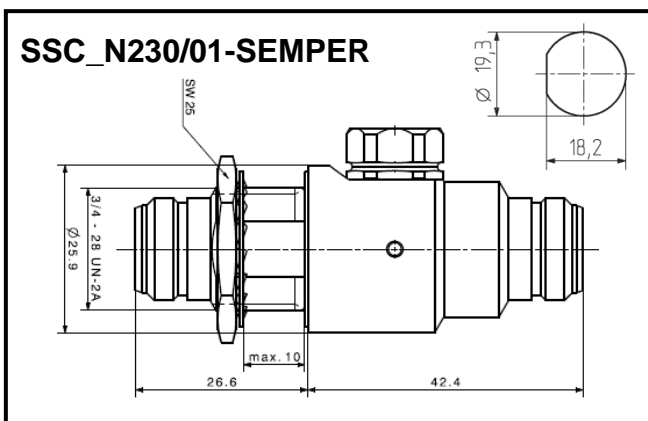
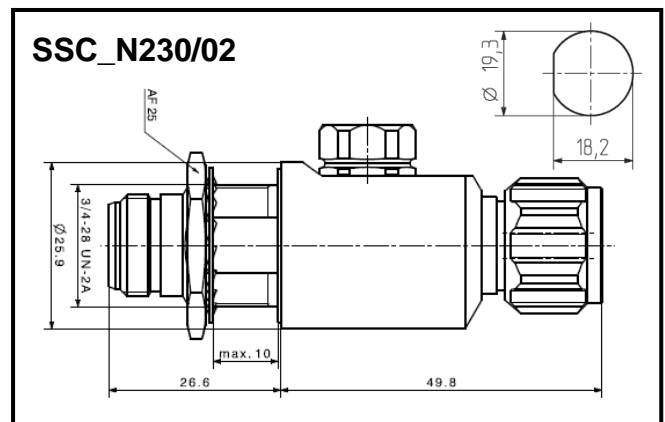
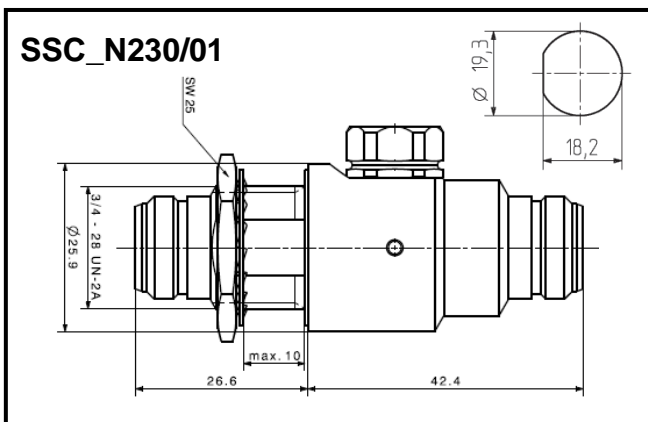


SurgeShield Connector SSC_N230

The **SSC_N230** are available in two interface configurations and with self-extinguishing GDT (type code extension “-**SEMPER**”). All gas discharge tubes are replaceable.

Type	Description	Item Nr.
SSC_N230/01	SurgeShield Connector with replaceable GDT Interface: N type (female / female)	84102542
SSC_N230/02	SurgeShield Connector with replaceable GDT Interface: N type (male / female)	84102597
SSC_N230/01-SEMPER	SurgeShield Connector with replaceable SEMPER™ GDT Interface: N type (female / female) ¹⁾	84102624
SSC_N230/02-SEMPER	SurgeShield Connector™ with replaceable SEMPER™ GDT Interface: N type (male / female) ¹⁾	84102667

Note ¹⁾: The patented SEMPER™ concept enhances the safety and reliability of the well known and proven GDT protection principle impressively. It eliminates the risk of gas tube “hold on” due to DC line powering or high powered RF signals, which will render the system inoperable and can destroy the GDT.



WAIVER: It is exclusively in written agreements that we provide our customers with warrants and representations as to the technical contained specifications and/or the fitness for any particular purpose. The facts and figures herein are carefully compiled to the best on our knowledge, but they are intended for general information purpose only.