

## PRODUCT DATASHEET

### DULUX T/E PLUS 26 W/840

OSRAM DULUX® T/E PLUS | CFLni, 3 tubes, with 4-pin base for ECG operation



#### Areas of application

- Offices, public buildings
- Shops
- Supermarkets and department stores
- Hotels, restaurants
- Industrial lighting

#### Product benefits

- Improved maintenance

#### Product features

- Good color rendering index
- Dimmable (3...100 %)
- Short and compact pin-base lamp with triple-turn tubes
- Single-ended four-pin plug-in GX24q base with shortened base casing



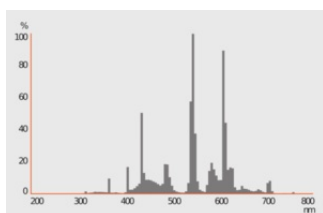
**TECHNICAL DATA**

**Electrical data**

Nominal wattage	26 W
Construction wattage	27.10 W
Nominal voltage	105 V
Nominal current	0.33 A

**Photometrical data**

Luminous flux	1750 lm
Luminous efficacy	65 lm/W
Light color (designation)	LUMILUX Cool White
Color temperature	4000 K
Color rendering index Ra	≥ 80
Light color	840
Rated LLMF at 4,000 h	0.84
Rated LLMF at 6,000 h	0.83
Rated LLMF at 8,000 h	0.81
Rated LLMF at 12,000 h	0.79
Rated LLMF at 16,000 h	0.78
Rated LLMF at 20,000 h	0.90



**Dimensions & Weight**



Overall length	131.50 mm
Length with base excl. base pins/connection	116,00 mm
Diameter	12.00 mm
Tube diameter	12 mm
Product weight	62.5 g

### Temperatures & operating conditions

Ambient temperature range	-5...+40 °C
---------------------------	-------------

### Lifespan

Lifespan	20000 h
Service life	13000 h
Rated lamp survival factor at 2,000 h	0.99
Rated lamp survival factor at 4,000	0.99
Rated lamp survival factor at 6,000	0.99
Rated lamp survival factor at 8,000 h	0.99
Rated lamp survival factor at 12,000 h	0.95
Rated lamp survival factor at 16,000	0.81
Rated lamp survival factor at 20,000 h	0.50
Lifespan B50	20000 h

### Additional product data

Base (standard designation)	GX24q-3
Mercury content	2.0 mg
Product remark	For ECG operation only

### Capabilities

Dimmable	Yes
----------	-----

## Certificates & Standards

Energy efficiency class	G
Energy consumption	28.00 kWh/1000h

## Country-specific categorizations

ILCOS	FSMH-26/840-/P/-GX24q-3
Order reference	DULUX T/E 26W/8

## Energy labelling regulation data acc EU 2019/2015

Lighting technology used	CFLNI
Non-directional or directional	NDLS
Mains or non-mains	NMLS
Light source cap-type (or other electric interface)	GX24q-3
Connected light source (CLS)	No
Color-tuneable light source	No
Envelope	No
High luminance light source	No
Anti-glare shield	No
Correlated colour temperature type	SINGLE_VALUE
Claim of equivalent power	No
Length	131.50 mm
Height	12.00 mm
Width	12.00 mm
Chromaticity coordinate x	0,380
Chromaticity coordinate y	0,380
Beam angle correspondence	SPHERE_360
EPREL ID	546469
Model number	AC34244

## EQUIPMENT / ACCESSORIES




- Suitable for operation on electronic control gear

## Safety advice

- In case of lamp breakage: [www.ledvance.com/brokenlamp](http://www.ledvance.com/brokenlamp)



DOWNLOAD DATA

DOWNLOAD DATA	
	Certificates
	Certificates
	Declarations of conformity

LOGISTICAL DATA

Product code	Packaging unit (Pieces/Unit)	Dimensions (length x width x height)	Gross weight	Volume
4050300342283	Folding box 1	144 mm x 46 mm x 49 mm	74.00 g	0.32 dm <sup>3</sup>
4050300342290	Shipping box 10	260 mm x 159 mm x 116 mm	853.00 g	4.80 dm <sup>3</sup>

The mentioned product code describes the smallest quantity unit which can be ordered. One shipping unit can contain one or more single products. When placing an order, for the quantity please enter single or multiples of a shipping unit.

DISCLAIMER

Subject to change without notice. Errors and omission excepted. Always make sure to use the most recent release.

