

# ALUMINUM ELECTROLYTIC CAPACITORS




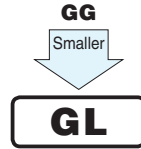
Snap-in Terminal Type, 105°C Ultra-Smaller-Sized

series



Smaller

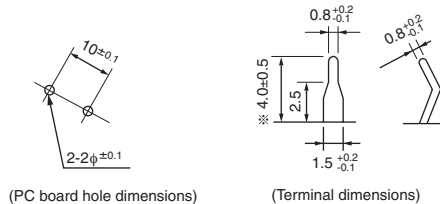
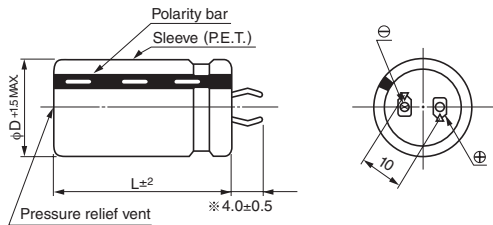
- One rank smaller case sized than GG series.
- Suited for equipment down sizing.
- Compliant to the RoHS directive (2011/65/EU).



## Specifications

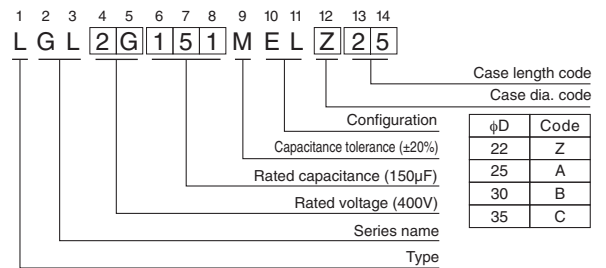
Item	Performance Characteristics								
Category Temperature Range	- 25 to +105°C								
Rated Voltage Range	400 · 450V								
Rated Capacitance Range	120 to 1000μF								
Capacitance Tolerance	±20% at 120Hz, 20°C								
Leakage Current	$I \leq 3\sqrt{CV}$ (μA) (After 5 minutes' application of rated voltage) [C : Rated Capacitance (μF) V : Voltage (V)]								
Tangent of loss angle (tan δ)	Rated voltage (V)	400      450	Measurement frequency : 120Hz at 20°C						
	tan δ (MAX.)	0.15    0.20							
Stability at Low Temperature	Rated voltage (V)	400 · 450	Measurement frequency : 120Hz						
	Impedance ratio ZT/Z20 (MAX.)	Z - 25°C/Z+20°C      8							
Endurance	The specifications listed at right shall be met when the capacitors are restored to 20°C after D.C. bias plus rated ripple current is applied for 2000 hours at 105°C, the peak voltage shall not exceed the rated voltage.		<table border="1"> <tr> <td>Capacitance change</td> <td>Within ±20% of the initial capacitance value</td> </tr> <tr> <td>tan δ</td> <td>200% or less than the initial specified value</td> </tr> <tr> <td>Leakage current</td> <td>Less than or equal to the initial specified value</td> </tr> </table>	Capacitance change	Within ±20% of the initial capacitance value	tan δ	200% or less than the initial specified value	Leakage current	Less than or equal to the initial specified value
Capacitance change	Within ±20% of the initial capacitance value								
tan δ	200% or less than the initial specified value								
Leakage current	Less than or equal to the initial specified value								
Shelf Life	After storing the capacitors under no load at 105°C for 1000 hours and then performing voltage treatment based on JIS C 5101-4 clause 4.1 at 20°C, they shall meet the characteristic requirements listed at right.		<table border="1"> <tr> <td>Capacitance change</td> <td>Within ±20% of the initial capacitance value</td> </tr> <tr> <td>tan δ</td> <td>200% or less than the initial specified value</td> </tr> <tr> <td>Leakage current</td> <td>Less than or equal to the initial specified value</td> </tr> </table>	Capacitance change	Within ±20% of the initial capacitance value	tan δ	200% or less than the initial specified value	Leakage current	Less than or equal to the initial specified value
Capacitance change	Within ±20% of the initial capacitance value								
tan δ	200% or less than the initial specified value								
Leakage current	Less than or equal to the initial specified value								
Marking	Printed with white color letter on black sleeve.								

## Drawing



※ The other terminal is also available upon request. Please refer page 326 for schematic of dimensions.

## Type numbering system (Example : 400V 150μF)



## Frequency coefficient of rated ripple current

Frequency (Hz)	50	60	120	300	1 k	10k	50k or more
Coeff.	400 · 450V	0.77	0.82	1.00	1.16	1.30	1.41

Minimum order quantity : 50pcs.

- Dimension table in next page.



## ■Dimensions

400V (2G)				
Cap. (μF)	Size φD × L(mm)	Rated ripple (mA)	Leakage Current (mA)	Code
150	22 × 25	730	0.73	LGL2G151MELZ25
220	22 × 30	780	0.88	LGL2G221MELZ30
	25 × 25	780	0.88	LGL2G221MELA25
270	22 × 35	910	0.98	LGL2G271MELZ35
	25 × 30	910	0.98	LGL2G271MELA30
330	22 × 45	1070	1.08	LGL2G331MELZ45
	25 × 35	1070	1.08	LGL2G331MELA35
	30 × 25	1040	1.08	LGL2G331MELB25
390	22 × 50	1230	1.18	LGL2G391MELZ50
	25 × 40	1230	1.18	LGL2G391MELA40
	30 × 30	1230	1.18	LGL2G391MELB30
	35 × 25	1180	1.18	LGL2G391MELC25
470	25 × 45	1500	1.30	LGL2G471MELA45
	30 × 35	1500	1.30	LGL2G471MELB35
560	30 × 40	1660	1.41	LGL2G561MELB40
	35 × 30	1660	1.41	LGL2G561MELC30
680	30 × 45	1740	1.56	LGL2G681MELB45
	35 × 35	1740	1.56	LGL2G681MELC35
820	30 × 50	1920	1.71	LGL2G821MELB50
	35 × 40	1920	1.71	LGL2G821MELC40
1000	35 × 50	2200	1.89	LGL2G102MELC50

450V (2W)				
Cap. (μF)	Size φD × L(mm)	Rated ripple (mA)	Leakage Current (mA)	Code
120	22 × 25	690	0.69	LGL2W121MELZ25
150	22 × 30	740	0.77	LGL2W151MELZ30
	25 × 25	740	0.77	LGL2W151MELA25
180	22 × 35	770	0.85	LGL2W181MELZ35
	25 × 30	770	0.85	LGL2W181MELA30
220	22 × 40	850	0.94	LGL2W221MELZ40
	25 × 35	850	0.94	LGL2W221MELA35
	30 × 25	820	0.94	LGL2W221MELB25
270	22 × 45	930	1.04	LGL2W271MELZ45
	25 × 40	930	1.04	LGL2W271MELA40
	30 × 30	930	1.04	LGL2W271MELB30
330	25 × 45	1120	1.15	LGL2W331MELA45
	30 × 35	1120	1.15	LGL2W331MELB35
	35 × 25	1070	1.15	LGL2W331MELC25
390	25 × 50	1280	1.25	LGL2W391MELA50
	30 × 40	1280	1.25	LGL2W391MELB40
	35 × 30	1280	1.25	LGL2W391MELC30
470	30 × 45	1480	1.37	LGL2W471MELB45
	35 × 35	1480	1.37	LGL2W471MELC35
560	30 × 50	1660	1.50	LGL2W561MELB50
	35 × 40	1660	1.50	LGL2W561MELC40
680	35 × 45	1770	1.65	LGL2W681MELC45
820	35 × 50	1930	1.82	LGL2W821MELC50

Rated ripple current (mArms) at 105°C 120Hz

# Mouser Electronics

Authorized Distributor

Click to View Pricing, Inventory, Delivery & Lifecycle Information:

## Nichicon:

[LGL2G102MELC50](#) [LGL2G151MELZ25](#) [LGL2G221MELA25](#) [LGL2G221MELZ30](#) [LGL2G271MELA30](#)  
[LGL2G271MELZ35](#) [LGL2G331MELA35](#) [LGL2G331MELB25](#) [LGL2G331MELZ45](#) [LGL2G391MELA40](#)  
[LGL2G391MELB30](#) [LGL2G391MELC25](#) [LGL2G391MELZ50](#) [LGL2G471MELA45](#) [LGL2G471MELB35](#)  
[LGL2G561MELB40](#) [LGL2G561MELC30](#) [LGL2G681MELB45](#) [LGL2G681MELC35](#) [LGL2G821MELB50](#)  
[LGL2G821MELC40](#) [LGL2W121MELZ25](#) [LGL2W151MELA25](#) [LGL2W151MELZ30](#) [LGL2W181MELA30](#)  
[LGL2W181MELZ35](#) [LGL2W221MELA35](#) [LGL2W221MELB25](#) [LGL2W221MELZ40](#) [LGL2W271MELA40](#)  
[LGL2W271MELB30](#) [LGL2W271MELZ45](#) [LGL2W331MELA45](#) [LGL2W331MELB35](#) [LGL2W331MELC25](#)  
[LGL2W391MELA50](#) [LGL2W391MELB40](#) [LGL2W391MELC30](#) [LGL2W471MELB45](#) [LGL2W471MELC35](#)  
[LGL2W561MELB50](#) [LGL2W561MELC40](#) [LGL2W681MELC45](#) [LGL2W821MELC50](#)