

IRIS

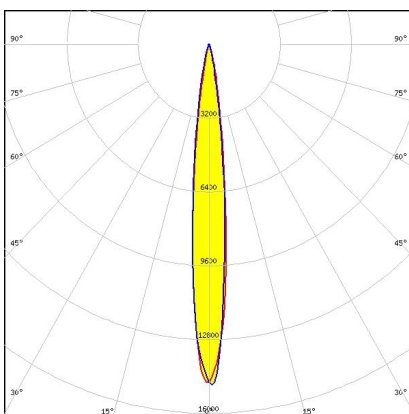
Ø38 mm narrow beam (4-6°) TIR-lenses for narrow flood-, accent and searchlights and up to 7070 size LED packages

Highly efficient spot beam optic family supporting a wide range of LED sizes from 3535 to 7070 resulting in beam angles from 4° to 17°. Ideal for applications where high cd/m peak and narrow beam are required such as narrow floodlights, accent lights and searchlights.



PRODUCTS:

CN10861_IRIS

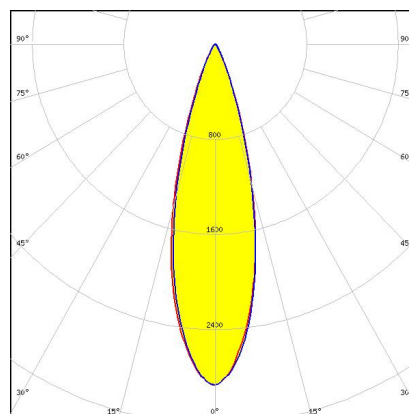


Dimensions: 38.0 mm x 38.0 mm

Height: 28.50 mm

~10° spot beam with holder

CN10953_IRIS-M

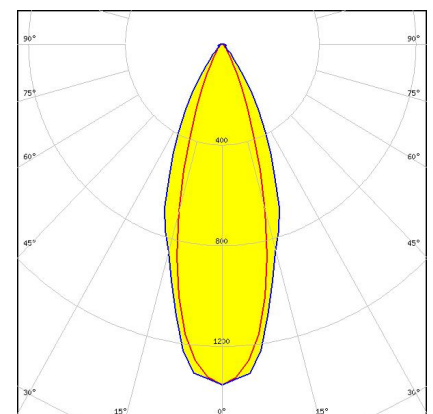


Dimensions: 38.0 mm x 38.0 mm

Height: 30.00 mm

~25° medium beam with sublens and holder

CN11470_IRIS-O



Dimensions: 38.0 mm x 38.0 mm

Height: 30.00 mm

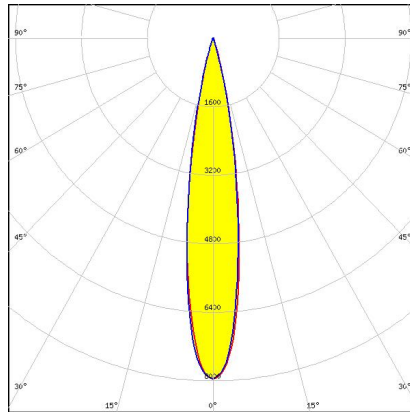
~40° x 30° oval beam with sublens and holder

PRODUCTS:

CN11533_IRIS-IR-O

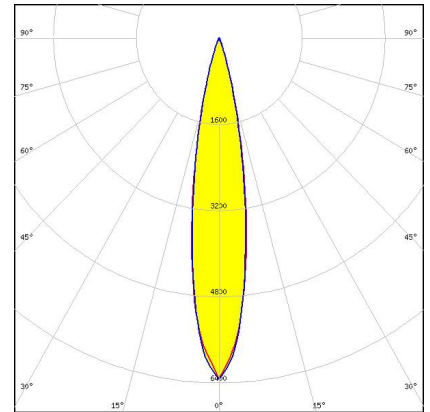
Dimensions: 38.0 mm x 38.0 mm
Height: 30.15 mm
 ~40° x 30° infrared oval beam with
 sublens and holder

CN11770_IRIS



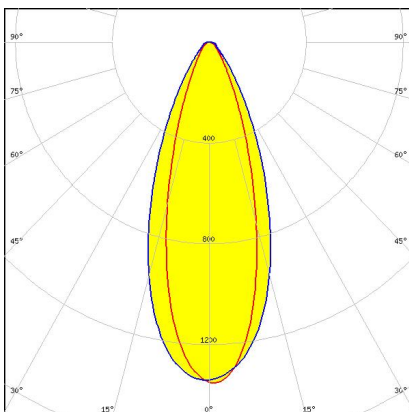
Dimensions: 38.0 mm x 38.0 mm
Height: 28.10 mm
 ~10° spot beam with holder
 optimized for Luminus SST-50

CN11771_IRIS-M



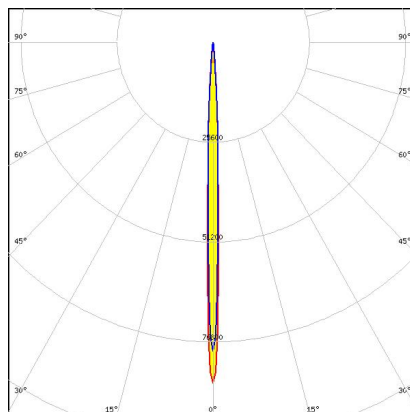
Dimensions: 38.0 mm x 38.0 mm
Height: 29.60 mm
 ~25° medium beam with sublens
 and holder optimized for Luminus
 SST-50

CN11772_IRIS-O



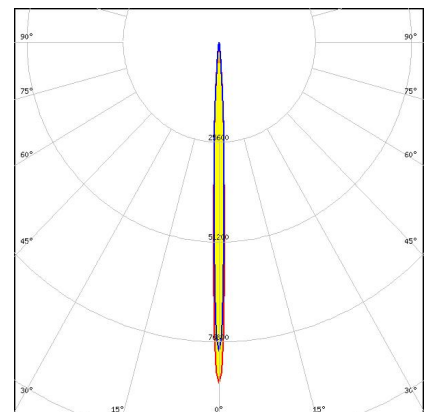
Dimensions: 38.0 mm x 38.0 mm
Height: 29.60 mm
 ~40° x 30° oval beam with sublens
 and holder optimized for Luminus
 SST-50

FCN12076_IRIS-SCREW



Dimensions: 38.0 mm x 38.0 mm
Height: 26.90 mm
 ~5° real spot beam with holder
 optimized for CREE XP-E. Assembly
 with screws.

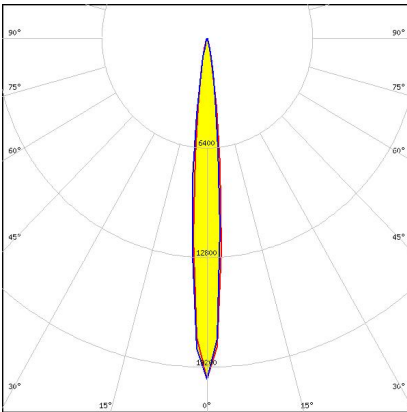
FCA12077_IRIS



Dimensions: 38.0 mm x 38.0 mm
Height: 27.10 mm
 ~5° real spot beam optimized for
 CREE XP-E. Assembly with holder
 and installation tape.

PRODUCTS:

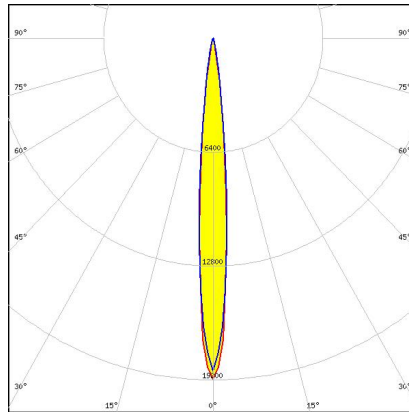
FCN12103_IRIS-SCREW



Dimensions: 38.0 mm x 38.0 mm
Height: 27.30 mm

~5° spot beam with holder optimized for CREE XM-L. Assembly with screws.

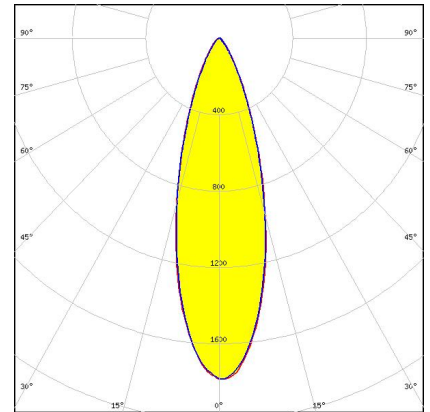
FCA12104_IRIS



Dimensions: 38.0 mm x 38.0 mm
Height: 27.70 mm

~5° real spot beam optimized for CREE XM-L. Assembly with holder and installation tape.

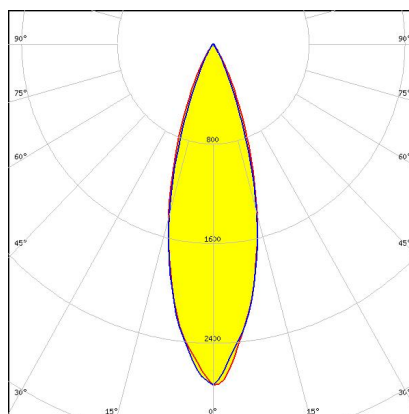
CN12216_IRIS-IR-M



Dimensions: 38.0 mm x 38.0 mm
Height: 30.20 mm

~25° infrared medium beam with sublens and holder

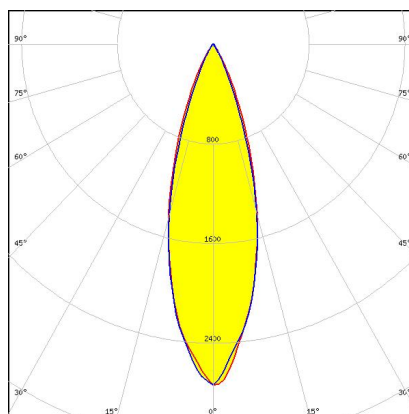
CN12299_IRIS-IR



Dimensions: 38.0 mm x 38.0 mm
Height: 28.60 mm

~10° infrared spot beam with holder

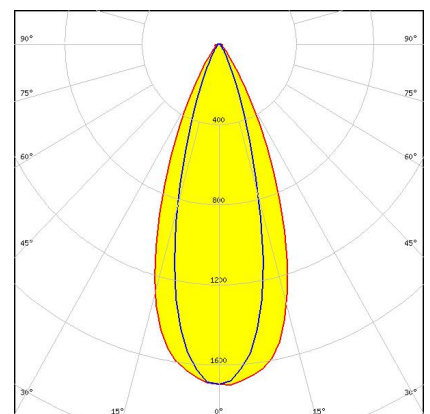
FCN12774_IRIS-M



Dimensions: 38.0 mm x 38.0 mm
Height: 28.80 mm

~25° medium beam with sublens and holder optimized for CREE XM-L

FCN12775_IRIS-O

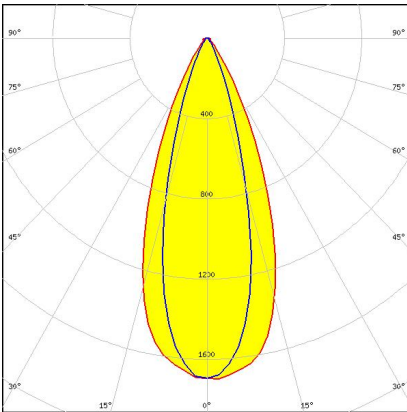


Dimensions: 38.0 mm x 38.0 mm
Height: 28.80 mm

~40° x 30° oval beam with sublens and holder optimized for CREE XM-L.

PRODUCTS:

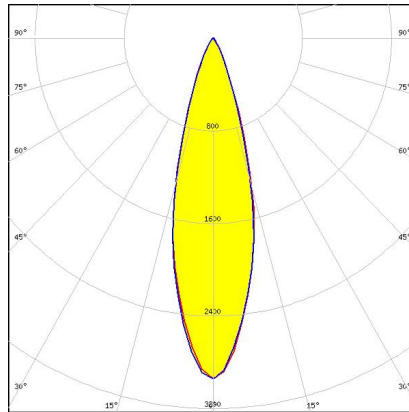
FCA12776_IRIS-O



Dimensions: 38.0 mm x 38.0 mm
Height: 29.20 mm

~40° x 30° oval beam optimized for CREE XM-L. Assembly with holder, sublens and installation tape.

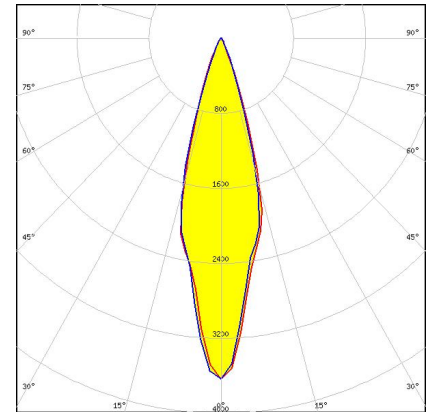
FCA12777_IRIS-M



Dimensions: 38.0 mm x 38.0 mm
Height: 29.20 mm

~25° medium beam optimized for CREE XM-L. Assembly with holder, sublens and installation tape.

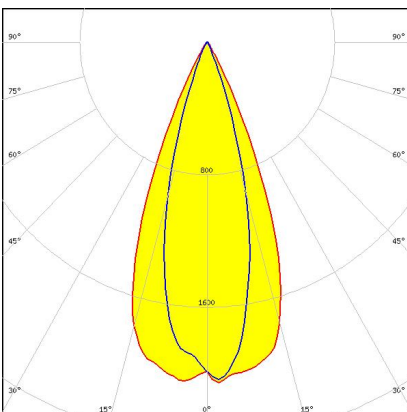
FCN12790_IRIS-M



Dimensions: 38.0 mm x 38.0 mm
Height: 28.40 mm

~25° medium beam with sublens and holder optimized for CREE XP-E

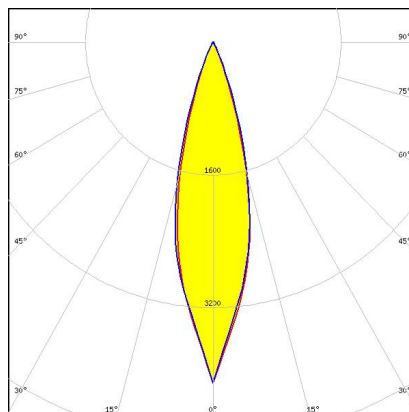
FCN12791_IRIS-O



Dimensions: 38.0 mm x 38.0 mm
Height: 28.40 mm

~40° x 30° oval beam with sublens and holder optimized for CREE XP-E

FCA12792_IRIS-M



Dimensions: 38.0 mm x 38.0 mm
Height: 28.60 mm

~25° medium beam optimized for CREE XP-E. Assembly with holder, sublens and installation tape.

FCA12795_IRIS-O



Dimensions: 38.0 mm x 38.0 mm
Height: 28.60 mm

~40° x 30° oval beam optimized for CREE XP-E. Assembly with holder, sublens and installation tape.

GENERAL INFORMATION:

NOTE: The typical beam angle will be changed by different color, chip size and chip position tolerance. The typical total beam angle is the full angle measured where the luminous intensity is half of the peak value.

MATERIALS:

As part of our continuous research and improvement processes, and to ensure the best possible quality and availability of our products, LEDiL reserves the right to change material grades without notice.

PRODUCT DATA USER AGREEMENT AND DISCLAIMER:

The measured data in the provided downloadable LEDiL Product Datasheets and Mechanical 2D-Drawings is rounded and provided as reference for planning. LEDiL Oy's optical specifications have been verified by conducting performance testing of the products in accordance with the company's quality system. The reported data are averaged results of multiple measurements with typical variation. LEDiL Oy reserves the right to without prior notification make changes and improvements to its products.

LEDiL Oy assumes neither warranty, nor guarantee nor any other liability of any kind for the contents and correctness of the provided data. The provided data has been generated with highest diligence but the provided data may in reality not represent the complete possible variation range of all intrinsic parameters. Therefore, in certain cases a deviation from the provided data could occur.

LEDiL Oy reserves the right to undertake technical changes of its products without further notification which could lead to changes in the provided data. LEDiL Oy assumes no liability of any kind for the possible deviation from any provided data or any other damage resulting from the usage of the provided data.

The user agrees to this disclaimer and user agreement with the download or usage of the provided files.

LEDiL Oy

Joensuunkatu 13
FI-24240 SALO
Finland

LEDiL Inc.

228 West Page Street
Suite D
Sycamore IL 60178
USA

Local sales and technical support

[www.ledil.com/
where_to_buy](http://www.ledil.com/where_to_buy)

Shipping locations

Salo, Finland
Hong Kong, China

Distribution Partners

[www.ledil.com/
where_to_buy](http://www.ledil.com/where_to_buy)