

VLCF5020T-100MR87



|                      |   |
|----------------------|---|
| <b>Applications</b>  | Commercial Grade  |
| <b>Feature</b>       | <div style="border: 1px solid red; padding: 2px;">Wire Wound</div> Wire Wound<br><div style="border: 1px solid green; padding: 2px;">Shield</div> Magnetic Shield<br><div style="border: 1px solid gray; padding: 2px;">Ferrite Core</div> Ferrite Core |
| <b>Series   Type</b> | VLCF  |
| <b>Status</b>        | Production  |
| <b>Brand</b>         | TDK   |



| Size                         |                |
|------------------------------|----------------|
| Length(L)                    | 5.00mm ±0.20mm |
| Width(W)                     | 5.00mm ±0.20mm |
| Thickness   Height           | 2.00mm Max.    |
| Recommended Land Pattern (A) | 2.10mm Nom.    |
| Recommended Land Pattern (B) | 1.30mm Nom.    |
| Recommended Land Pattern (C) | 3.00mm Nom.    |
| Recommended Land Pattern (D) | 4.90mm Nom.    |

| Electrical Characteristics              |                     |
|---|---------------------|
| Inductance                              | 10µH ±20% at 100kHz |
| Rated Current (L Change) [Typ.]         |                     |
| Rated Current (L Change) [Max.]         | 870mA (30% Down)    |
| Rated Current (Temperature Rise) [Typ.] | 1.56A (40°C Rise)   |
| Rated Current (Temperature Rise) [Max.] |                     |
| DC Resistance [Typ.]                    | 151mΩ               |
| DC Resistance [Max.]                    | 182mΩ               |
| Self Resonant Frequency [Min.]          |                     |
| Self Resonant Frequency [Typ.]          |                     |
| Q [Min.]                                |                     |
| Q [Typ.]                                |                     |

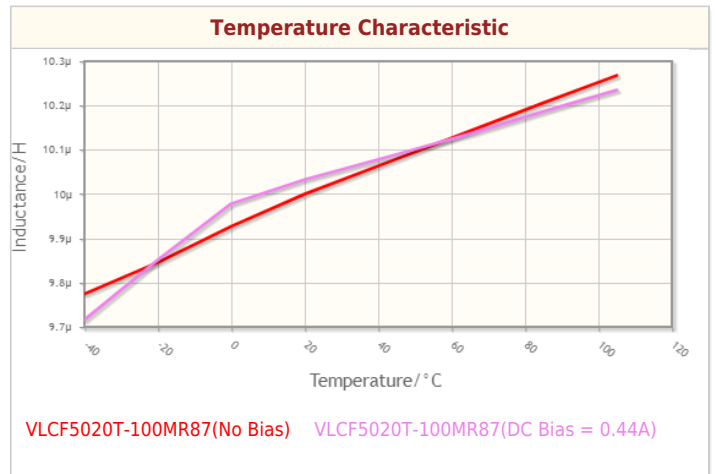
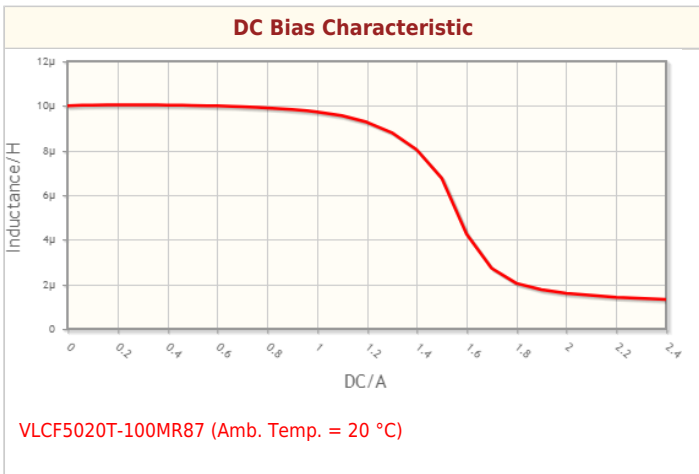
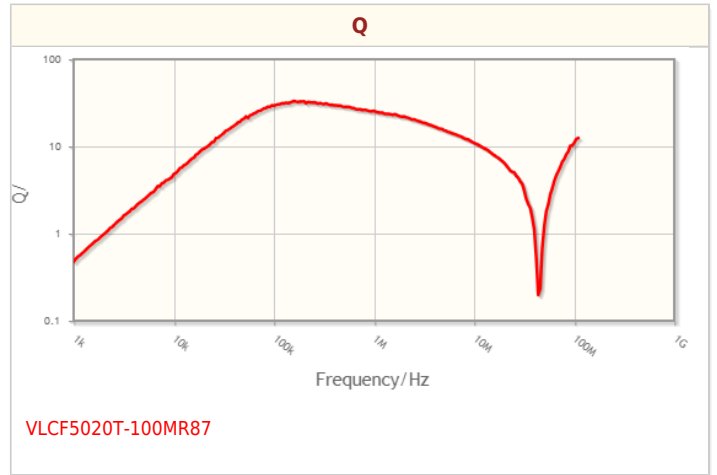
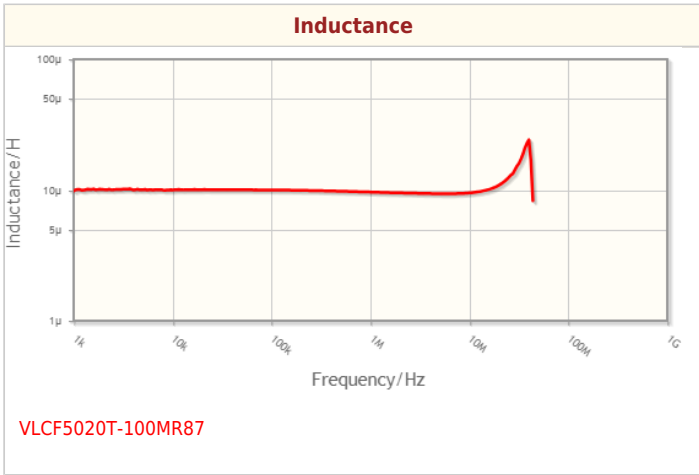
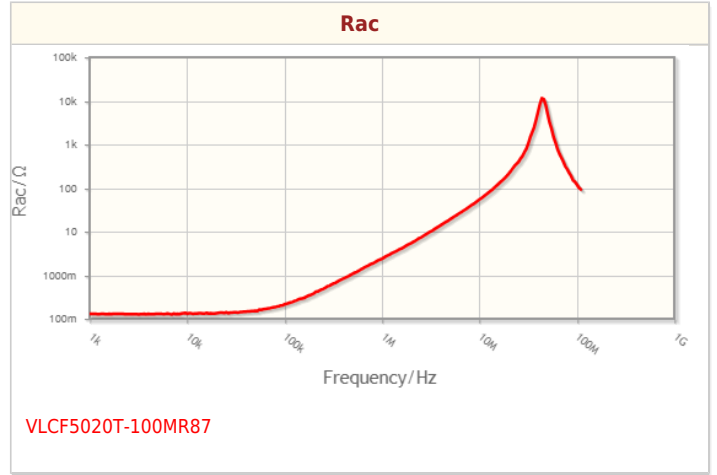
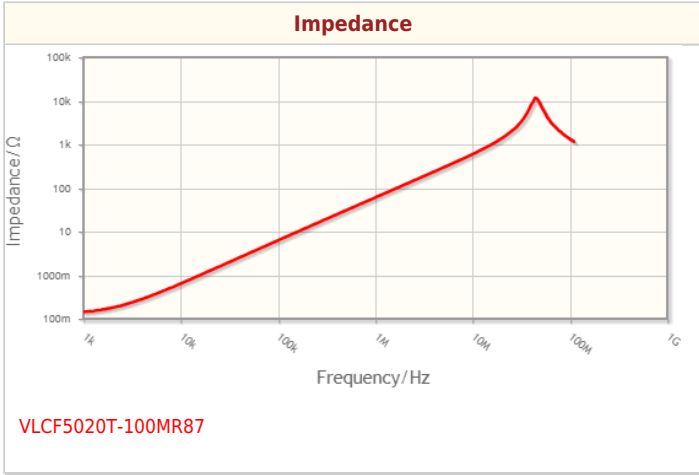
| Other   |                                       |
|---|---------------------------------------|
| Operating Temp. Range (Including Self-Temp. Rise) | -40 to 105°C                          |
| Soldering Method                                  | Reflow                                |
| AEC-Q200  | NO                                    |
| Packing   | Embossed (Plastic)Taping [180mm Reel] |
| Package Quantity                                  | 500pcs                                |
| Weight  | 0.18g                                 |

! Images are for reference only and show exemplary products.  
 ! This PDF document was created based on the data listed on the TDK Corporation website.  
 ! All specifications are subject to change without notice.

VLCF5020T-100MR87



Characteristic Graphs(This is reference data, and does not guarantee the products characteristics.)

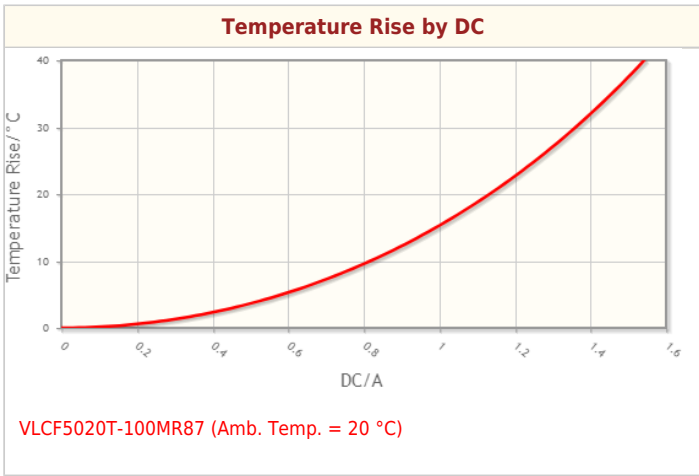


! Images are for reference only and show exemplary products.  
! This PDF document was created based on the data listed on the TDK Corporation website.  
! All specifications are subject to change without notice.

VLCF5020T-100MR87



Characteristic Graphs(This is reference data, and does not guarantee the products characteristics.)

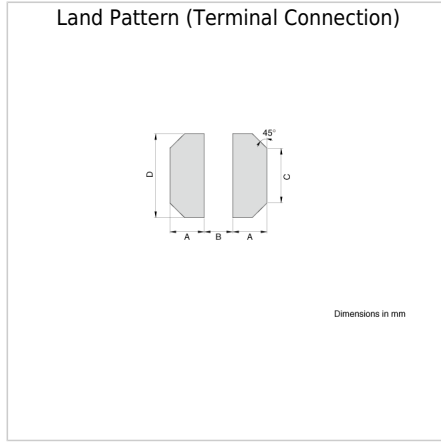
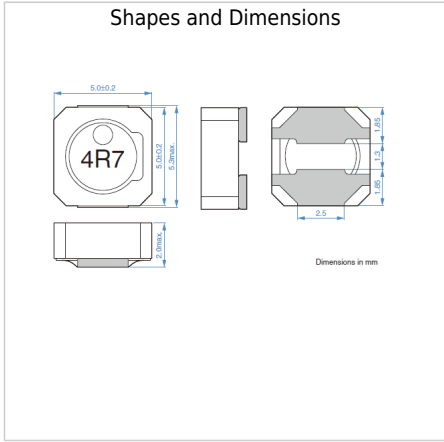


! Images are for reference only and show exemplary products.  
! This PDF document was created based on the data listed on the TDK Corporation website.  
! All specifications are subject to change without notice.

VLCF5020T-100MR87



## Associated Images



! Images are for reference only and show exemplary products.  
! This PDF document was created based on the data listed on the TDK Corporation website.  
! All specifications are subject to change without notice.