

IB IL 24 DO8/HD-PAC - Digital module



2700172

<https://www.phoenixcontact.com/us/products/2700172>

Please be informed that the data shown in this PDF document is generated from our Online Catalog. Please find the complete data in the user documentation. Our General Terms of Use for Downloads are valid.



Inline, Digital output terminal, Digital outputs: 8, 24 V DC, connection technology: 1-conductor, transmission speed in the local bus: 500 kbps, degree of protection: IP20, including Inline connector and labeling field

Product Description

The terminal is designed for use within an Inline station. It is used to output digital signals.

Your advantages

- 8 digital outputs
- Connection of actuators in 1-conductor technology
- Nominal current per output: 500 mA
- Total current of the terminal: 4 A
- Short-circuit and overload-protected outputs

Commercial Data

Item number	2700172
Packing unit	1 pc
Minimum order quantity	1 pc
Sales Key	DR01
Product Key	DRI132
Catalog Page	Page 129 (C-6-2019)
GTIN	4046356492478
Weight per Piece (including packing)	84.3 g
Weight per Piece (excluding packing)	60 g
Customs tariff number	85389099
Country of origin	DE

IB IL 24 DO8/HD-PAC - Digital module



2700172

<https://www.phoenixcontact.com/us/products/2700172>

Technical Data

Dimensions

Dimensional drawing	
Width	12.2 mm
Height	119.8 mm
Depth	71.5 mm
Note on dimensions	Housing dimensions

Notes

Utilization restriction

CCcex note	Use in potentially explosive areas is not permitted in China.
------------	---

Material specifications

Color	green
-------	-------

Interfaces

Inline local bus

Number of interfaces	2
Connection method	Inline data jumper
Transmission speed	500 kbps

System properties

Module

ID code (dec.)	189
ID code (hex)	BD
Length code (hex)	81
Length code (dec)	129
Process data channel	8 Bit
Input address area	0 Byte
Output address area	1 Byte
Register length	8 Bit
Required parameter data	3 Byte
Required configuration data	4 Byte

Output data

IB IL 24 DO8/HD-PAC - Digital module



2700172

<https://www.phoenixcontact.com/us/products/2700172>

Digital

Output name	Digital outputs
Connection method	Spring-cage connection
Connection technology	1-conductor
Number of outputs	8
Protective circuit	Overload protection, short-circuit protection of outputs; electronic
Output voltage	24 V ($U_S - 1$ V)
Maximum output current per channel	500 mA
Maximum output current per module	4 A
Nominal output voltage	24 V DC
Output voltage when switched off	max. 1 V
Output current when switched off	max. 300 μ A
Nominal load, inductive	12 VA (1.2 H, 48 Ω)
Nominal load, lamp	12 W
Nominal load, ohmic	12 W (48 Ω)
Maximum operating frequency with ohmic nominal load	max. 300 Hz (this switching frequency is limited by the data rate selected, the number of bus devices, the structure of the bus, the software used and the control or computer system used)
Reverse voltage resistance to short pulses	Reverse voltage proof
Behavior with overload	Auto restart
Behavior with inductive overload	Output can be destroyed
Behavior at voltage switch-off	The output follows the power supply without delay

Product properties

Type	modular
Product type	I/O component
Product family	Inline
Scope of delivery	including Inline connector and labeling field
No. of channels	8
Operating mode	Process data mode with one byte Process data mode with one byte
Diagnostics messages	Short-circuit or overload of the digital outputs Error message in the diagnostic code (bus) and display (2 Hz) via the LED (D) on the module

Electrical properties

No. of channels	8
-----------------	---

Potentials

Power consumption	max. 0.85 W (Module, complete)
-------------------	--------------------------------

Potentials: Communications power (U_L)

Supply voltage	7.5 V DC (via voltage jumper)
Current draw	max. 30 mA
Power consumption	max. 0.225 W

IB IL 24 DO8/HD-PAC - Digital module



2700172

<https://www.phoenixcontact.com/us/products/2700172>

Potentials: Segment circuit supply (U_S)

Supply voltage	24 V DC (via voltage jumper)
Supply voltage range	19.2 V DC ... 30 V DC (including all tolerances, including ripple)
Current draw	max. 4 A

Connection data

Connection technology

Connection name	Inline connector
-----------------	------------------

Conductor connection

Connection method	Spring-cage connection
Conductor cross section rigid	0.08 mm ² ... 1.5 mm ²
Conductor cross section flexible	0.08 mm ² ... 1.5 mm ²
Conductor cross section AWG	28 ... 16
Stripping length	8 mm

Inline connector

Connection method	Spring-cage connection
Conductor cross section, rigid	0.08 mm ² ... 1.5 mm ²
Conductor cross section, flexible	0.08 mm ² ... 1.5 mm ²
Conductor cross section AWG	28 ... 16
Stripping length	8 mm

Environmental and real-life conditions

Ambient conditions

Ambient temperature (operation)	-25 °C ... 55 °C
Degree of protection	IP20
Air pressure (operation)	70 kPa ... 106 kPa (up to 3000 m above sea level)
Air pressure (storage/transport)	70 kPa ... 106 kPa (up to 3000 m above sea level)
Ambient temperature (storage/transport)	-25 °C ... 85 °C
Permissible humidity (operation)	10 % ... 95 % (non-condensing)
Permissible humidity (storage/transport)	10 % ... 95 % (non-condensing)

Standards and regulations

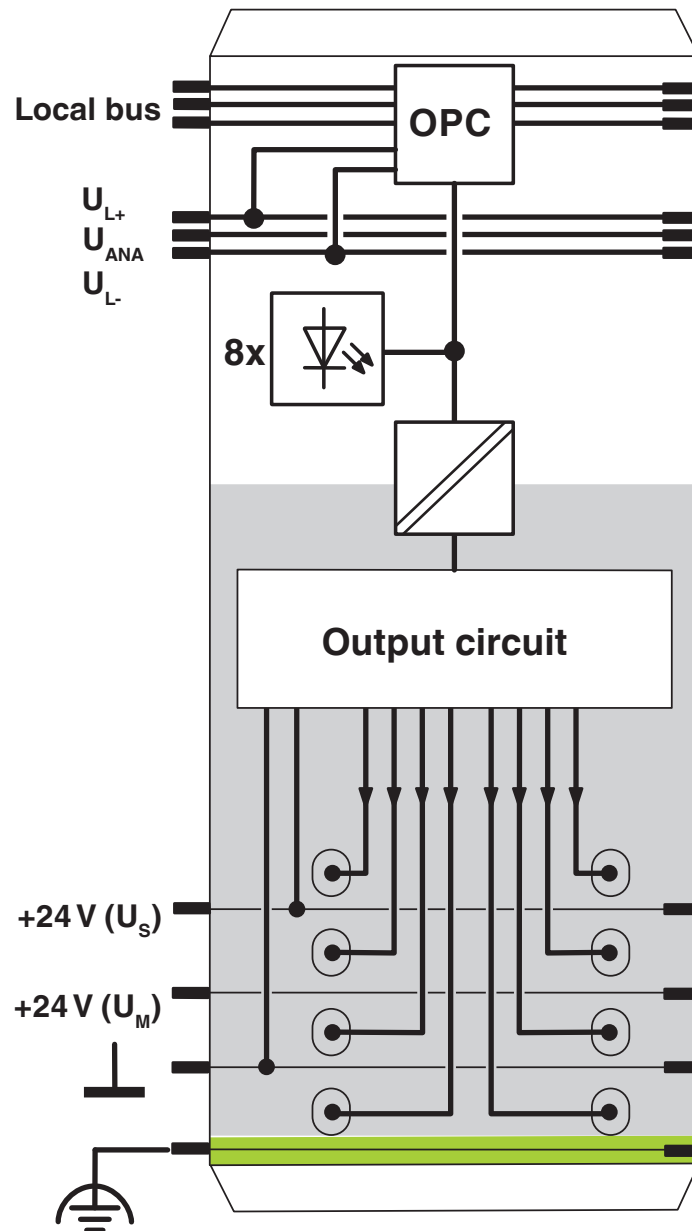
Protection class	III (IEC 61140, EN 61140, VDE 0140-1)
------------------	---------------------------------------

Mounting

Mounting type	DIN rail mounting
---------------	-------------------

Drawings

Block diagram



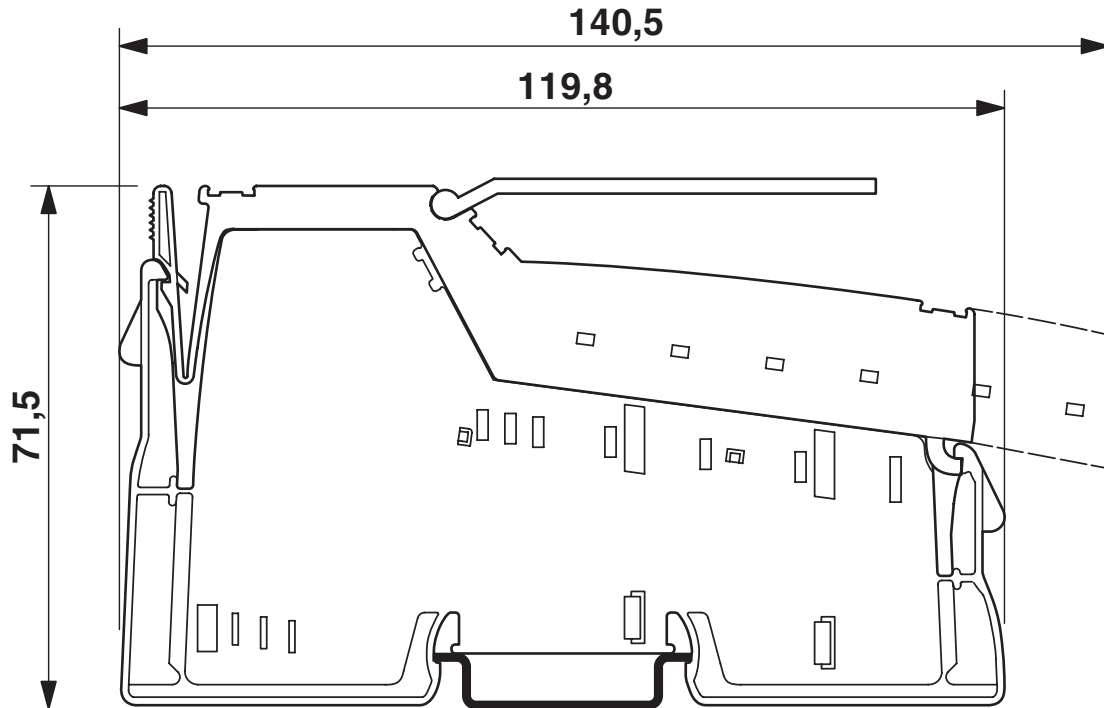
Internal wiring of the terminal points

IB IL 24 DO8/HD-PAC - Digital module

2700172

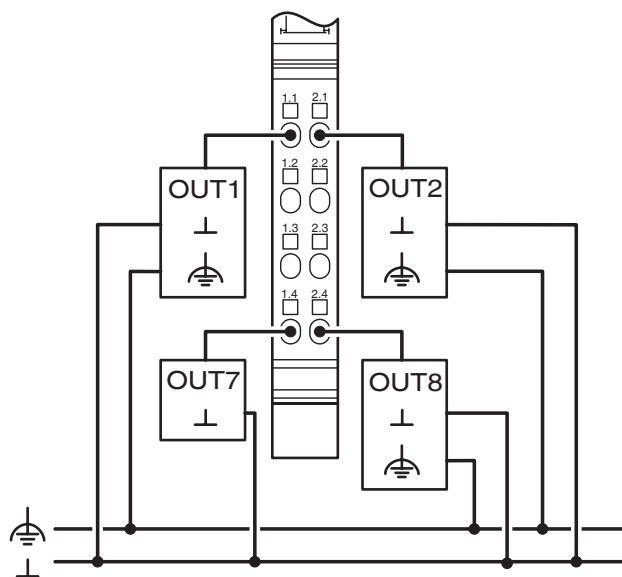
<https://www.phoenixcontact.com/us/products/2700172>

Dimensional drawing



Dimensions (in mm)

Connection diagram



Connection example

IB IL 24 DO8/HD-PAC - Digital module



2700172

<https://www.phoenixcontact.com/us/products/2700172>

Approvals



EAC

Approval ID: TR TS_D_01921-19



DNV GL

Approval ID: TAA00002CU



LR

Approval ID: LR22191720TA



BV

Approval ID: 21595/C0 BV



UL Listed

Approval ID: FILE E 140324



cUL Listed

Approval ID: FILE E 140324



RINA

Approval ID: ELE121121XG



cUL Listed

Approval ID: FILE E 199827



UL Listed

Approval ID: FILE E 199827

2700172

<https://www.phoenixcontact.com/us/products/2700172>

Classifications

ECLASS

ECLASS-11.0	27242604
ECLASS-12.0	27242604
ECLASS-13.0	27242604

ETIM

ETIM 8.0	EC001599
----------	----------

UNSPSC

UNSPSC 21.0	32151600
-------------	----------

IB IL 24 DO8/HD-PAC - Digital module



2700172

<https://www.phoenixcontact.com/us/products/2700172>

Environmental Product Compliance

REACH SVHC

Lead 7439-92-1

IB IL 24 DO8/HD-PAC - Digital module

2700172

<https://www.phoenixcontact.com/us/products/2700172>



Accessories

IB IL SCN-8 - Inline connector

2726337

<https://www.phoenixcontact.com/us/products/2726337>

Connector, for digital 1, 2 or 8-channel Inline terminals



IB IL FIELD 2 - Labeling field

2727501

<https://www.phoenixcontact.com/us/products/2727501>

Labeling field, width: 12.2 mm



IB IL 24 DO8/HD-PAC - Digital module

2700172

<https://www.phoenixcontact.com/us/products/2700172>



ESL 62X10 - Insert strip

0809492

<https://www.phoenixcontact.com/us/products/0809492>

Insert strip, Sheet, white, unlabeled, can be labeled with: Office printing systems: Laser printer, mounting type: insert, lettering field size: 62 x 10 mm, Number of individual labels: 72




IB IL PD GND-PAC - Potential distributors

2862990

<https://www.phoenixcontact.com/us/products/2862990>

Inline terminal for power distribution (GND), complete with accessories, (connector and labeling field) connections for GND



IB IL 24 DO8/HD-PAC - Digital module

2700172

<https://www.phoenixcontact.com/us/products/2700172>




FLKM 14-PA-INLINE/DIO8 - Front adapters

2900889

<https://www.phoenixcontact.com/us/products/2900889>

VARIOFACE front adapter for Inline HD modules, for transferring 8 digital signals.



Phoenix Contact 2023 © - all rights reserved

<https://www.phoenixcontact.com>

Phoenix Contact USA
586 Fulling Mill Road
Middletown, PA 17057, United States
(+717) 944-1300
info@phoenixcon.com