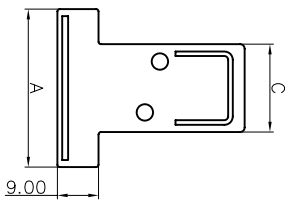
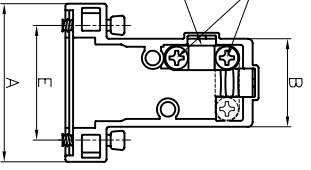
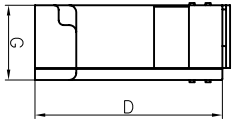
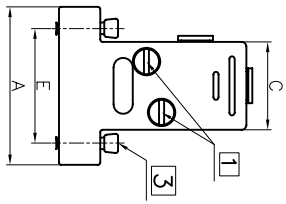
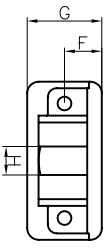


This document is the property of Amphenol Corporation and is delivered on the express condition that it is not to be duplicated, reproduced or used, in whole or in part, without the prior consent of Amphenol Corporation. Amphenol Corporation will not be held liable for any errors or omissions in this document or to use any information in this document.

Customer drawing

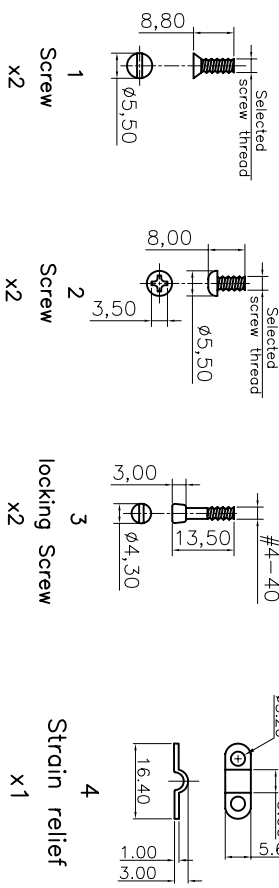
D-SUB TECHNICAL DATA

REVOLUTIONS		DATE	APPROVED
S/N	EDN	DESCRIPTION	
A	HK4729	Release new drawing	10/19/07
			IP



L17158706 /L17159706

L17158706 /L17159706



Dimension

size	plastic/short screws	metallized / short screws	Dimension							
			A	B	C	D	E	F	G	H
E	L17-1587-06	L17-1597-06	34.5	19.3	-	40.9	25.0	8.15	16.3	6.4
A	L17-1588-06	L17-1598-06	42.9	27.6	-	48.0	33.3	8.15	16.3	9.5
B	L17-1589-06	L17-1599-06	56.6	41.3	32.5	48.0	47.0	8.15	16.3	9.5
C	L17-1590-06	L17-1600-06	73.0	57.7	35.6	53.1	63.5	8.15	16.3	13.5
D	L17-1591-06		70.6	55.4	39.8	53.1	61.1	9.65	19.2	13.5

Material and finish:
 Shell: plastic type :plastic
 metallized type :UL94 V-0 plastic material with plating
 Locking screws: Steel , nickel plated
 Long screws can be ordered separately:
 P/N: L17D4J25401

Screws: Steel, nickel, indication of thread should be matched with the shell
 Cable strain relief: Steel . nickel plated
 Temperature range: -40°C to 120°C

DIN/ANSI SPECIFICATIONS		APPROVAL		DATE	
TOLERANCES		DRAWN		10/19/07	
U.S.		CHECKED		10/19/07	
METRIC		CHECKED			
X +/-					
XX +/-					
XXX +/-					
ANGLES +/-					
5°					
SYN MATERIALS AND FINISHES		DRAWING FILE :			
REMOVE SHARP EDGES		Drawing Dept		C/171XXXX06	
DIMENSIONS		ANGLE OF PROJECTION			
THIRD ANGLE					
M/M					
		SIZE		DRAWING NO.	
		A4		C L171XXXX06	
		SCALE		NONE	
				SHEET 1 OF 5	
				REV. A	

Amphenol

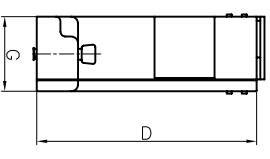
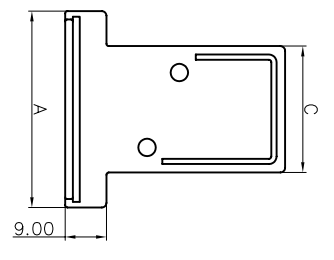
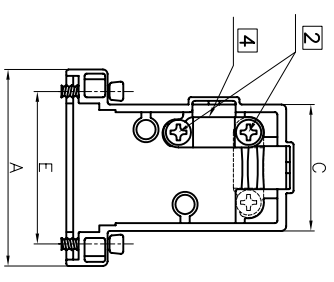
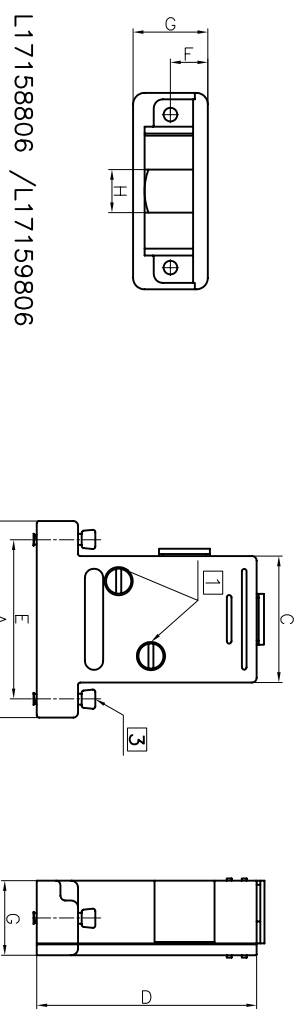
Metallized and plastic HOOD

This document is the property of Amphenol Corporation and is intended for use in connection with the equipment specified or used. It is not to be distributed, reproduced or used, in whole or in part, without the prior consent of Amphenol Corporation. No right is granted to disclose or to use any information in this document.

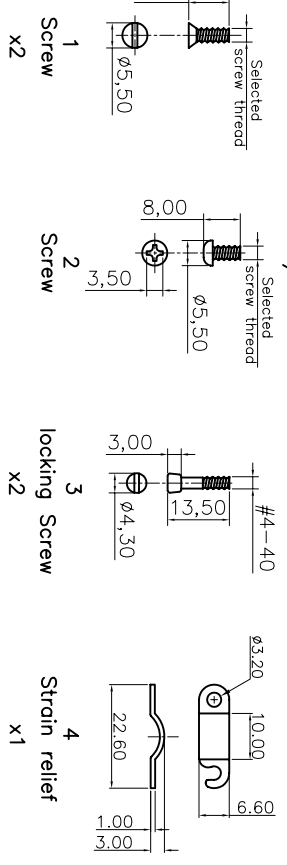
Customer drawing

D-SUB TECHNICAL DATA

REVISIIONS		DATE	APPROVED
S/M	EON	DESCRIPTION	
A	HK4729	Release new drawing	10/19/07 IP



L17158806 /L17159806



size	plastic/short screws	metallized / short screws	Dimension							
			A	B	C	D	E	F	G	H
E	L17-1587-06	L17-1597-06	34.5	19.3	-	40.9	25.0	8.15	16.3	6.4
A	L17-1588-06	L17-1598-06	42.9	27.6	-	48.0	33.3	8.15	16.3	9.5
B	L17-1589-06	L17-1599-06	56.6	41.3	32.5	48.0	47.0	8.15	16.3	9.5
C	L17-1590-06	L17-1600-06	73.0	57.7	35.6	53.1	63.5	8.15	16.3	13.5
D	L17-1591-06		70.6	55.4	39.8	53.1	61.1	9.65	19.2	13.5

Material and finish:
 Shell: plastic type :plastic
 metallized type :UL94 V-0 plastic material with plating
 Locking screws: Steel , nickel plated
 Long screws can be ordered separately:
 P/N: L17D4J25401

Screws: Steel, nickel, indication of thread should be matched with the shell
 Cable strain relief: Steel . nickel plated
 Temperature range: -40°C to 120°C

DIN/ANSI SPECIFICATIONS		APPROVAL		DATE	
TOLERANCES		DRAWN	10/19/07	CHECKED	10/19/07
U.S.					
METRIC					
-X	+/-	0.50			
-XX	+/-	0.30			
-XXX	+/-	0.20			
FINISHES		5-			
ANGLES					
FOR MATERIALS AND FINISHES		DRAWING FILE : C:\P\17158806			
SEE MATERIAL SPECIFICATIONS		ANGLE OF PROJECTION			
REMOVE SHARP EDGES					
DIMENSIONS					
TYPICAL					
NONE					
SCALE		NONE			
SHEET		2 OF 5			
TITLE		Metallized and plastic HOOD			
SIZE		DRAWING NO. C L17158806			
SCALE		NONE			
SHEET		2 OF 5			
REV.		A			

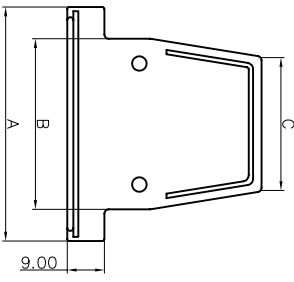
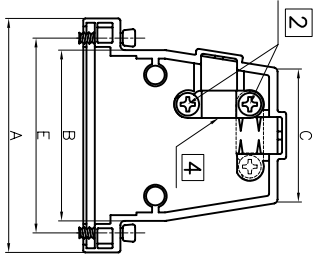
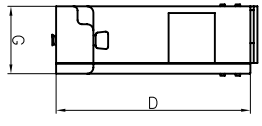
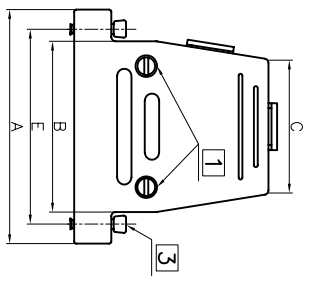
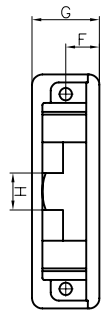
Amphenol

This document is the property of Amphenol Corporation and is delivered on the express condition that it is not to be duplicated, reproduced or used, in whole or in part, without the prior consent of Amphenol Corporation. Amphenol Corporation will not be held responsible for any errors or omissions. Amphenol Corporation will not be held responsible for any damage or injury caused by the use of this document. Amphenol Corporation will not be held responsible for any damage or injury caused by the use of this document. Amphenol Corporation will not be held responsible for any damage or injury caused by the use of this document.

Customer drawing

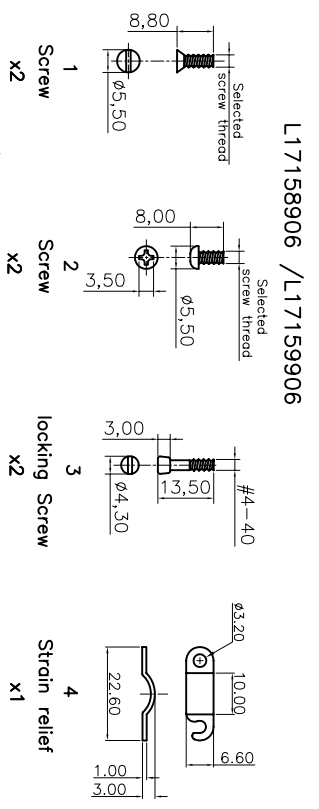
D-SUB TECHNICAL DATA

REVISONS		DATE	APPROVED
S/N	DESCRIPTION		
A	HK4729 Release new drawing	10/19/07	IP



Material and finish:
 Shell: plastic type :plastic
 metalized type :UL94 V-0 plastic material with plating
 Locking screws: Steel , nickel plated
 Long screws can be ordered separately:
 P/N: L17D4J25401

Screws: Steel, nickel, indication of thread should be matched with the shell
 Cable strain relief: Steel . nickel plated
 Temperature range: -40°C to 120°C



size	plastic/short screws	metalized / short screws	Dimension							
			A	B	C	D	E	F	G	H
E	L17-1587-06	L17-1597-06	34.5	19.3	-	40.9	25.0	8.15	16.3	6.4
A	L17-1588-06	L17-1598-06	42.9	27.6	-	48.0	33.3	8.15	16.3	9.5
B	L17-1589-06	L17-1599-06	56.6	41.3	32.5	48.0	47.0	8.15	16.3	9.5
C	L17-1590-06	L17-1600-06	73.0	57.7	35.6	53.1	63.5	8.15	16.3	13.5
D	L17-1591-06		70.6	55.4	39.8	53.1	61.1	9.65	19.2	13.5

DIN/ANSI SPECIFICATIONS		APPROVAL		DATE	
TOLERANCES		DRAWN		10/19/07	
U.S.		CHECKED		10/19/07	
METRIC		CHECKED			
X +/-					
XX +/-					
XXX +/-					
FRACTIONS +/-					
ANGLES +/-					
5'					
SYN MATERIALS AND FINISHES		DRAWING FILE :		C:\P171XXX06	
REMOVE SHARP EDGES		ANGLE OF PROJECTION			
DIMENSIONS		FIRST ANGLE			
TOLERANCES		SCALE		NONE	
NONE		SIZE		A4	
		DRAWING NO.		C L171XXX06	
		SCALE		NONE	
		SHEET		3 OF 5	
		REV.		A	

Amphenol

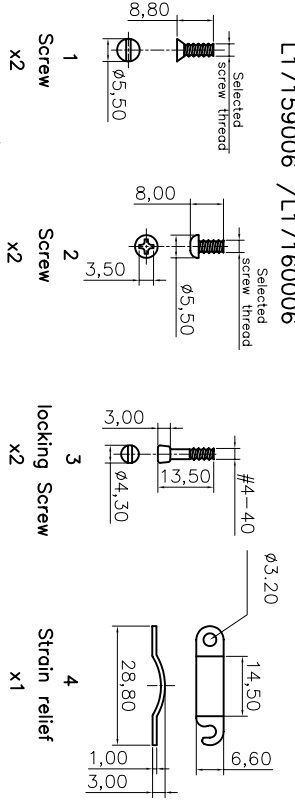
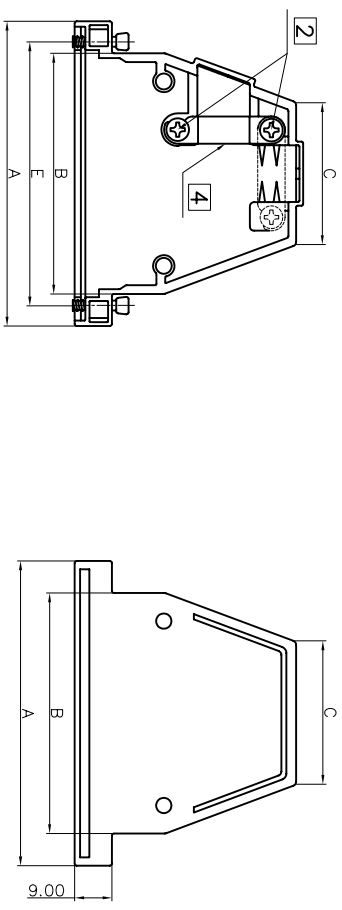
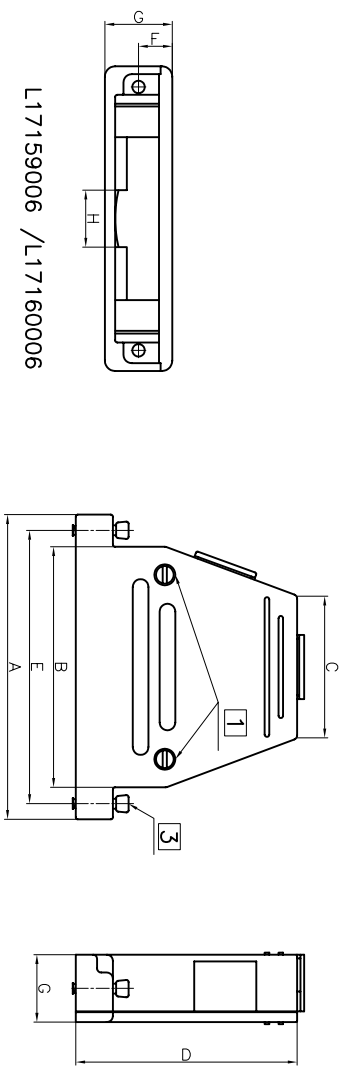
Metalized and plastic HOOD

This document is the property of Amphenol Corporation and is delivered on the express condition that it is not to be duplicated, reproduced or used, in whole or in part, without the prior consent of Amphenol Corporation. Amphenol Corporation will not be held responsible for any errors or omissions or to use any information in this document.

Customer drawing

D-SUB TECHNICAL DATA

REVISONS		DATE	APPROVED
S/N	EDN	DESCRIPTION	
A	HK4729	Release new drawing	10/19/07 IP



size	plastic/short screws	metallized / short screws	Dimension							
			A	B	C	D	E	F	G	H
E	L17-1587-06	L17-1597-06	34.5	19.3	-	40.9	25.0	8.15	16.3	6.4
A	L17-1588-06	L17-1598-06	42.9	27.6	-	48.0	33.3	8.15	16.3	9.5
B	L17-1589-06	L17-1599-06	56.6	41.3	32.5	48.0	47.0	8.15	16.3	9.5
C	L17-1590-06	L17-1600-06	73.0	57.7	35.6	53.1	63.5	8.15	16.3	13.5
D	L17-1591-06		70.6	55.4	39.8	53.1	61.1	9.65	19.2	13.5

Material and finish:
 Shell: plastic type :plastic
 metallized type :UL94 V-0 plastic material with plating
 Locking screws: Steel , nickel plated
 Long screws can be ordered separately:
 P/N: L17D4J25401

Screws: Steel, nickel, indication of thread should be matched with the shell
 Cable strain relief: Steel . nickel plated
 Temperature range: -40°C to 120°C

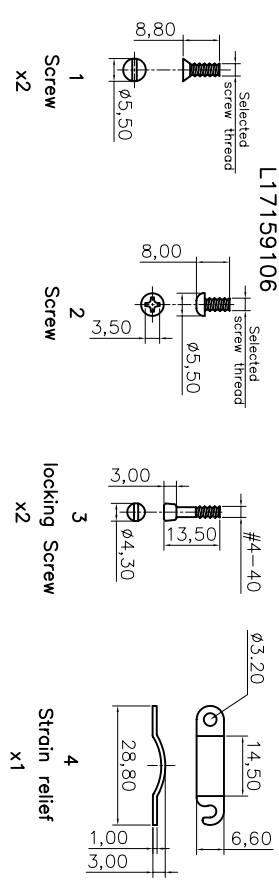
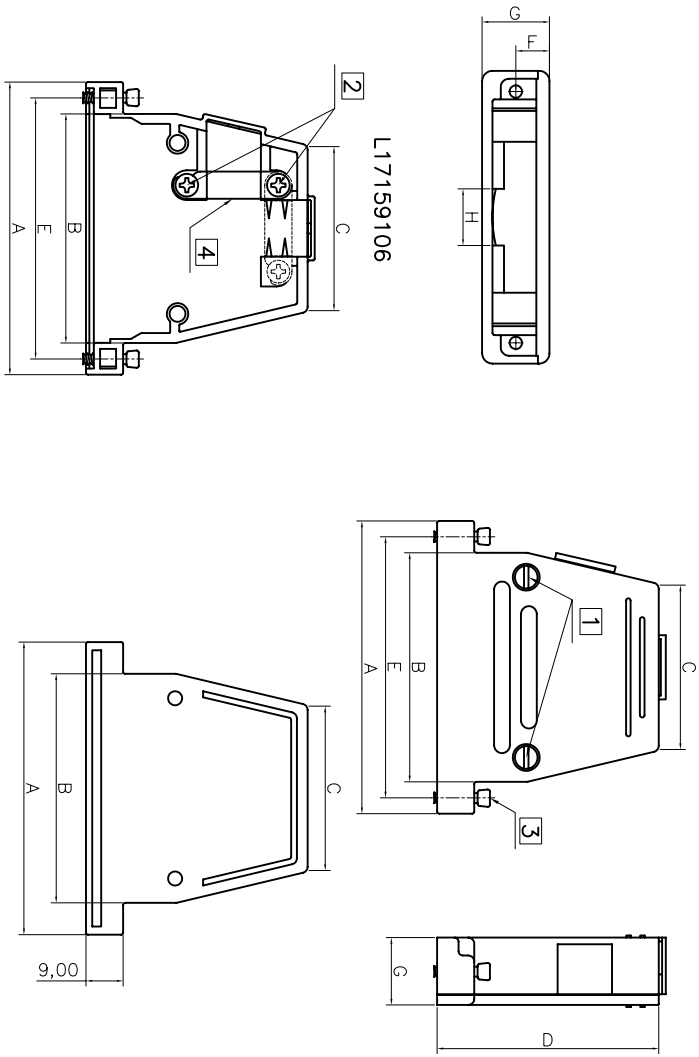
DIVERS OTHERWISE SPECIFIED		APPROVAL		DATE	
TOLERANCES		DRAWN		10/19/07	
U.S.		CHECKED		10/19/07	
METRIC		CHECKED			
-X +/-					
-XX +/-					
-XXX +/-					
FRACTIONS +/-					
ANGLES +/°					
5'					
FOR MATERIALS AND FINISHES		DRAWING FILE :			
REMOVE SHARP EDGES		Drawing/Drawn/CP/XXXXX06			
DIMENSIONS		ANGLE OF PROJECTION			
FIRST ANGLE					
M/M					
		SIZE DRAWING NO.		REV.	
		A4		C L171XXX06	
		SCALE		NONE	
				SHEET 4 OF 5	

Amphenol

Metallized and plastic HOOD

This document is the property of Amphenol Corporation and is delivered on the express condition that it is not to be duplicated, reproduced or used, in whole or in part, without the written permission of Amphenol Corporation. Amphenol Corporation assumes no liability for errors or omissions. All dimensions are in millimeters unless otherwise indicated. All drawings are subject to change without notice. Amphenol Corporation does not warrant the performance of this product or to use any information in this document.

Customer drawing



size	plastic/short screws	metalized / short screws	Dimension								
			A	B	C	D	E	F	G	H	
E	L17-1587-06	L17-1597-06	34.5	19.3	-	40.9	25.0	8.15	16.3	6.4	
A	L17-1588-06	L17-1598-06	42.9	27.6	-	48.0	33.3	8.15	16.3	9.5	
B	L17-1589-06	L17-1599-06	56.6	41.3	32.5	48.0	47.0	8.15	16.3	9.5	
C	L17-1590-06	L17-1600-06	73.0	57.7	35.6	53.1	63.5	8.15	16.3	13.5	
D	L17-1591-06		70.6	55.4	39.8	53.1	61.1	9.65	19.2	13.5	



D-SUB TECHNICAL DATA

Material and finish:
 Shell: plastic type :plastic
 metalized type :UL94 V-0 plastic material with plating
 Locking screws: Steel , nickel plated
 Long screws can be ordered separately:
 P/N: L17D4J25401

Screws: Steel, nickel, indication of thread should be matched with the shell
 Cable strain relief: Steel . nickel plated
 Temperature range: -40°C to 120°C

REVISONS		DATE	APPROVED
S/N	EDN	DESCRIPTION	
A	HK4729	Release new drawing	10/19/07 IP

DIMENSIONS SPECIFIED TOLERANCES U.S. -X +/- -XX +/- -XXX +/- FRACTIONS +/- ANGLES +/- MIN		APPROVAL DATE DRAWN 10/26/07 CHECKED 10/19/07 CHECKED	
SYMBOLS AND FINISHES DIMENSIONS REMOVE SHARP EDGES DIMENSIONS MIN		DRAWING FILE ANGLE OF PROJECTION SIZE DRAWING NO. SCALE NONE	
TITLE Metalized and plastic HOOD A4 C L17159106 SHEET 5 OF 5			
Amphenol			