



## Mini contactor relay,3NO/1NC,AC operated

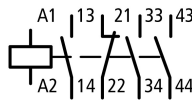


Powering Business Worldwide™

Part no. **DILER-31(230V50/60HZ)**

Article no. **052509**

### Program

Product range			DILER Mini-contactors
Application			Contactors relays
Connection technique			Screw terminals
Conv. thermal current	$I_{th}$	A	10
Contacts			
N/O = Normally open			3 N/O
N/C = Normally closed			1 N/C
Contact sequence			
For use with			...DILE
Actuating voltage			230 V 50/60 Hz
Voltage AC/DC			AC operation
Code number and version of combination			
Distinctive number			31E
Auxiliary contact module			
Interlocked opposing contacts		31E	Conforms to EN 50011 - terminal markings of the coil according to EN 50005
Interlocked opposing contacts	02DILE	33	EN 50005
Interlocked opposing contacts	04DILE	35	EN 50005
Interlocked opposing contacts	11DILE	42	EN 50005
1 early-make contact, 1 late-break contact	11DDILE	42	EN 50005
Interlocked opposing contacts	13DILE	44	EN 50005
Interlocked opposing contacts	20DILE	51	EN 50005
Interlocked opposing contacts	22DILE	53	EN 50005
1 early-make contact, 1 late-break contact	22DDILE	53	EN 50005
Interlocked opposing contacts	31DILE	62	EN 50005
Interlocked opposing contacts	40DILE	71	EN 50005
<b>Instructions</b> Contact numbers to EN 50011 Coil terminal markings to EN 50005			

### Approbationen

UL approval	Yes
CSA approval	Yes
Product Standards	IEC/EN 60947-4-1; UL 508; CSA-C22.2 No. 14-05; CE marking
UL File No.	E29184
UL CCN	NKCR
CSA File No.	012528
CSA Class No.	3211-03
NA Certification	UL listed, CSA certified

### General

Standards			IEC/EN 60947, VDE 0660, UL, CSA
Climatic proofing			Damp heat, constant, to IEC 60068-2-78; Damp heat, cyclical, to IEC 60068-2-30
Protection against direct contact when actuated from front (EN 90274)			Finger and back-of-hand proof
Terminal capacities		mm <sup>2</sup>	
Pozidriv screwdriver		Size	2
Max. tightening torque		Nm	1.2

### Contacts

Overvoltage category/pollution degree			III/3
Rated insulation voltage	$U_i$	V AC	690
Conv. thermal current	$I_{th}$	A	10

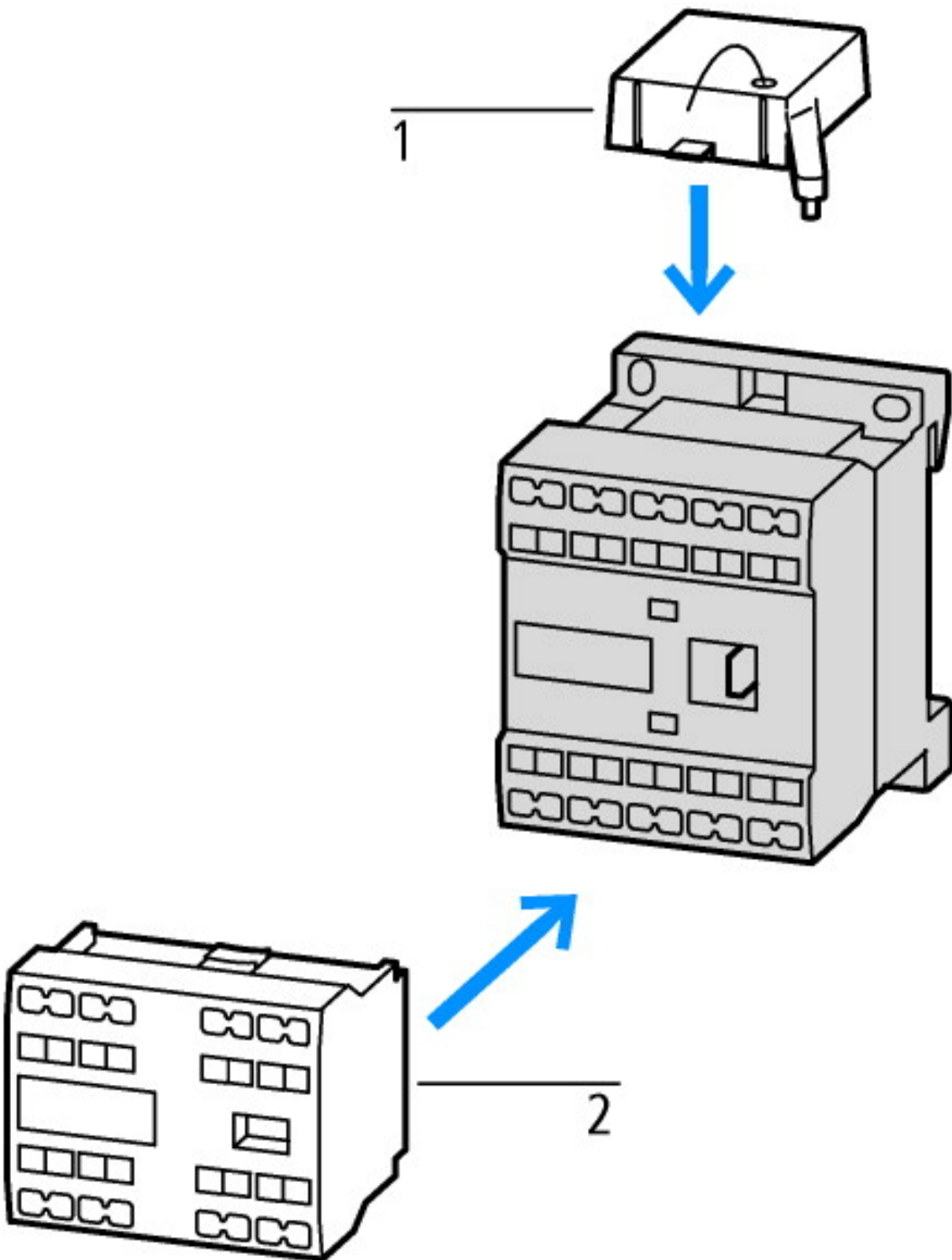
### Magnet systems

Power consumption			
-------------------	--	--	--

**Technical data according to ETIM 4.0**

Connection type main circuit			Screw connection
Rated control voltage Us at DC		V	0
Rated control voltage Us at AC 60HZ		V	230
Rated control voltage Us at AC 50HZ		V	230
Number of auxiliary contacts as changeover contacts			0
Rated operation current Ie , 400 V		A	3
Number of auxiliary contacts as N/Cs			1
Number of auxiliary contacts as N/Os			3
Voltage type for actuation			AC
Number of auxiliary contacts as N/Os, leading			0
Number of auxiliary contacts as N/Cs, delayed switching			0

**Characteristics**



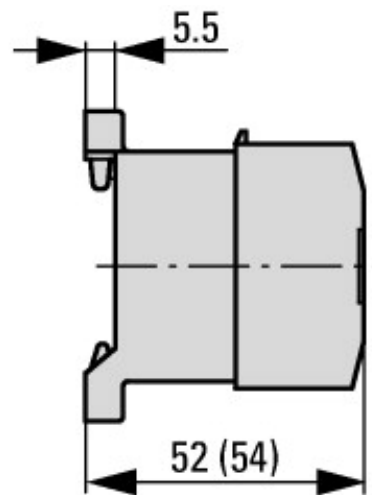
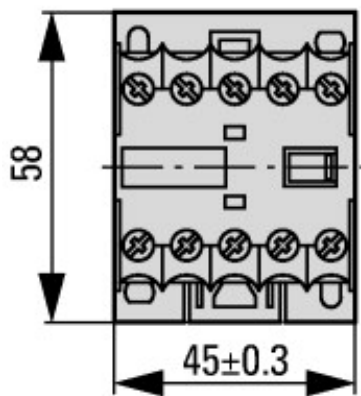
- 1: Suppressor
- 2: Auxiliary contact module

### CAD-Data

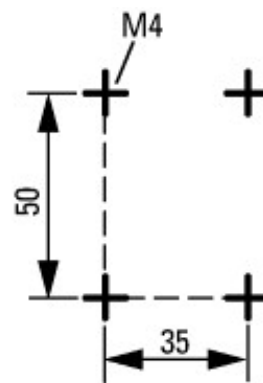
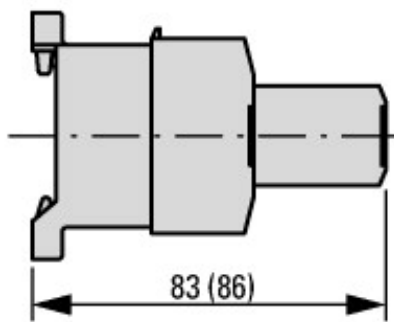
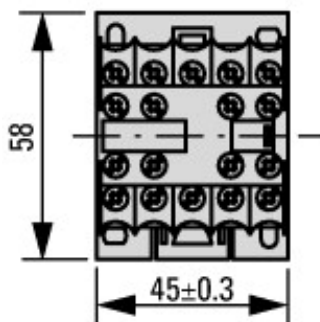
Product standards CAD data:

<http://eaton-moeller.partcommunity.com>

### Dimensions



DILER-...  
DILER-...-G



DILER-... + ...DILE  
DILER-...-G + ...DILE

**Additional product information (links)**

IL03407009Z (IL03407009Z) Mini contactor relay

[ftp://ftp.moeller.net/DOCUMENTATION/AWA\\_INSTRUCTIONS/IL03407009Z2010\\_10.pdf](ftp://ftp.moeller.net/DOCUMENTATION/AWA_INSTRUCTIONS/IL03407009Z2010_10.pdf)