

Features

- Auto drain
- 40 micron filtration

RS PRO Filter Regulator

RS Stock No.: 235-1104



Auto Drain

Product Description

Part No.	BodySize	Port Size	Flow Rate
2351104	4000	G1/2"	2750 l/min

RS PRO is the own brand of RS. The RS PRO Seal of Approval is your assurance of professional quality, a guarantee that every part is rigorously tested, inspected, and audited against demanding standards. Making RS PRO the Smart Choice for our customers.

Features

- Auto drain
- 40 micron filtration

General Specifications

Maximum working pressure	10 bar
Working temperature	-5°C to +60°C (no freezing)
Filter precision	40 micron
Working medium	Clean air (after 40 micron filtration)
Maximum inlet pressure	15 bar
Adjustable pressure range	1.5 to 9 bar

Materials

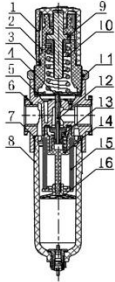
Body	Aluminium
Bowl	Polycarbonate

Similar Products

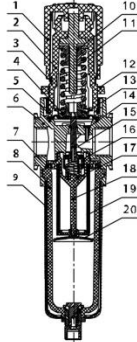
Stock No.	Body Size	Port Size	Flow Rate
2351098	2000	G1/4"	1300 l/min
2351099	2000	G1/4"	1300 l/min
2351100	2000	G1/4"	1300 l/min
2351101	3000	G1/2"	2750 l/min
2351102	4000	G1/2"	2750 l/min
2351103	4000	G1/2"	2750 l/min
2351105	4000	G1/2"	2750 l/min

Technical Drawings

Internal Structure

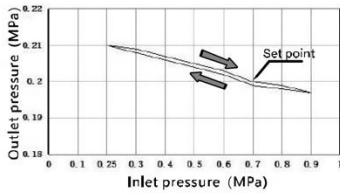


No.	Part Name	Material
1	Pressure regulating handle	Plastics
2	Pressure regulating valve cover	Plastics
3	Marking ring	Plastics
4	Diaphragm	SUS304+NBR
5	Gaskets	6061
6	Valve body	Aluminum alloy
7	Seal	NBR
8	Water bowl	Plastics
9	Protection guard	Plastics
10	Pressure regulating screw/Screw set	Free-cutting steel
11	Spring	SWC
12	Octagonal caps	Aluminum alloy
13	Spring	SUS304
14	Water separator propeller	Plastics
15	Valve core	Plastics
16	Water baffle	Plastics

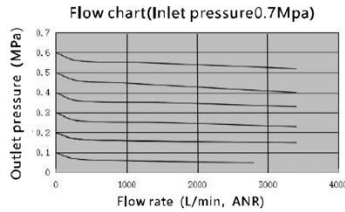


No.	Part Name	Material
1	Pressure regulating handle	Plastics
2	Pressure regulating valve cover	Plastics
3	Marking ring	Plastics
4	Pressure regulating spring seat	Plastics
5	Cover plate	Plastics
6	Valve body	Aluminum alloy
7	Seal	NBR
8	Water bowl	Plastics
9	Protection guard	Plastics
10	Pressure regulating screw/Screw set	Free-cutting steel
11	Spring	SWC
12	Octagonal caps	POM with glass fiber/Zinc alloy
13	Diaphragm	NBR
14	Interline	Plastics
15	Valve stem	Brass
16	Valve core	6061+NBR
17	Spring	SUS304
18	Water separator propeller	Plastics
19	Filter element	Plastics
20	Water baffle	Plastics

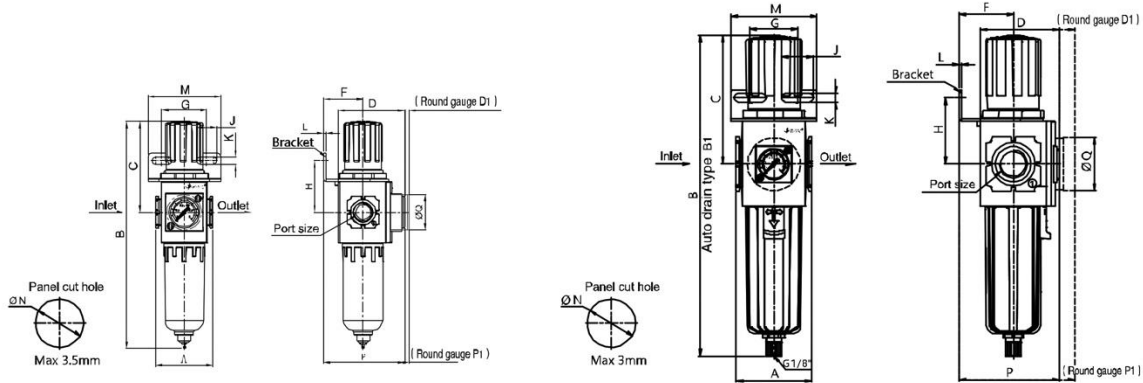
Pressure Feature



Flow Chart



Main Dimensions



Port Size	A	B	B1	C	D	D1	F	G	H	J	K	L	M	N	P	P1	Q
1/2"	80	270.2	264.5	105.4	81.8	93.5	50	38	53	28	8.5	2.5	72	52.5	95	106.7	40