

RTANG JACK W/MTG PINS, BNC PCB ✓ ACTIVE

Alcoswitch MTG, OEG Miniature Relay PCF

TE Part # 5227161-7

TE Internal #: 5227161-7

[View on TE.com >](#)



Connectors > RF & Coax Connectors > RF Connectors



RF Interface: **BNC**

RF Connector Style: **Jack**

RF Connector Mated Outer Diameter (Approximate): **14.529 mm [.572 in]**

Impedance: **50 Ω**

RF Connector Coupling Mechanism: **Bayonet**

Features

Product Type Features

RF Interface	BNC
RF Connector Style	Jack
Connector System	Cable-to-Board
Sealable	No
Connector & Contact Terminates To	Printed Circuit Board

Configuration Features

Port Configuration	Single Port
Number of Positions	1
PCB Mount Orientation	Right Angle
Number of Coaxial Contacts	1

Electrical Characteristics

Impedance	50 Ω
EMI & RFI Protection Type	PCB Ground

Body Features

Body Insulation	Without
-----------------	---------

Body Material	Zinc
---------------	------

Body Plating Material	Nickel
-----------------------	--------

Contact Features

	30 μ m
--	------------

RF Connector Center Contact Plating Material	Gold
--	------

RF Connector Center Contact Material	Phosphor Bronze
--------------------------------------	-----------------

Termination Features

Termination Method to Printed Circuit Board	Through Hole - Solder
---	-----------------------

Mechanical Attachment

Panel Attachment Style	Rear Mount
------------------------	------------

PCB Mount Retention	With
---------------------	------

Panel Mount Feature Type	Lockwasher and Nut
--------------------------	--------------------

RF Connector Coupling Mechanism	Bayonet
---------------------------------	---------

Connector Mounting Type	Panel
-------------------------	-------

RF Contact Captivation Method	Solder
-------------------------------	--------

Detent	With
--------	------

Housing Features

Housing Color	White
---------------	-------

Dimensions

Mounting Post Length	3.48 mm[.137 in]
----------------------	------------------

RF Connector Mated Outer Diameter (Approximate)	14.529 mm[.572 in]
---	--------------------

Height Above PC Board	13.18 mm[.519 in]
-----------------------	-------------------

PCB Tail Length	4.11 mm[.162 in]
-----------------	------------------

Usage Conditions

Operating Temperature Range	-55 – 85 °C[-67 – 185 °F]
-----------------------------	---------------------------

Operation/Application

Operating Frequency	4 GHz
---------------------	-------

Packaging Features

Packaging Quantity	35
--------------------	----

Packaging Method	Box & Tube, Tube
------------------	------------------

Other

Grade	Commercial
Comment	If an Insulating Bushing is required, see Part Number 330620.
Dielectric Material	Polymethylpentene

Product Compliance

[For compliance documentation, visit the product page on TE.com>](#)

EU RoHS Directive 2011/65/EU	Compliant with Exemptions
EU ELV Directive 2000/53/EC	Compliant with Exemptions
China RoHS 2 Directive MIIT Order No 32, 2016	Restricted Materials Above Threshold
EU REACH Regulation (EC) No. 1907/2006	Current ECHA Candidate List: JAN 2019 (197) Candidate List Declared Against: JAN 2019 (197)
Halogen Content	Not Low Halogen - contains Br or Cl > 900 ppm.
Solder Process Capability	Wave solder capable to 265°C

Product Compliance Disclaimer

This information is provided based on reasonable inquiry of our suppliers and represents our current actual knowledge based on the information they provided. This information is subject to change. The part numbers that TE has identified as EU RoHS compliant have a maximum concentration of 0.1% by weight in homogenous materials for lead, hexavalent chromium, mercury, PBB, PBDE, DBP, BBP, DEHP, DIBP, and 0.01% for cadmium, or qualify for an exemption to these limits as defined in the Annexes of Directive 2011/65/EU (RoHS2). Finished electrical and electronic equipment products will be CE marked as required by Directive 2011/65/EU. Components may not be CE marked. Additionally, the part numbers that TE has identified as EU ELV compliant have a maximum concentration of 0.1% by weight in homogenous materials for lead, hexavalent chromium, and mercury, and 0.01% for cadmium, or qualify for an exemption to these limits as defined in the Annexes of Directive 2000/53/EC (ELV). Regarding the REACH Regulations, TE's information on SVHC in articles for this part number is still based on the European Chemical Agency (ECHA) 'Guidance on requirements for substances in articles' (Version: 2, April 2011), applying the 0.1% weight on weight concentration threshold at the finished product level. TE is aware of the European Court of Justice ruling of September 10th, 2015 also known as O5A (Once An Article Always An Article) stating that, in case of 'complex object', the threshold for a SVHC must be applied to both the product as a whole and simultaneously to each of the articles forming part of its composition. TE has evaluated this ruling based on the new ECHA "Guidance on requirements for substances in articles" (June 2017, version 4.0) and will be updating its statements accordingly.

Compatible Parts



RF Connector Hardware(1)



RF Connectors(80)

Also in the Series | Alcoswitch MTG



FFC Connectors(1)



RF Connectors(20)



Toggle Switches(10)

Also in the Series | OEG Miniature Relay PCF



Coax Contacts(2)




Coax Terminators(1)



Combo Jacks(2)



Mini PCI Express & mSATA (1)



Power Relays(4)



RF Connectors(166)



RJ14 Connectors(3)



RJ22 Connectors(3)



RJ25 Connectors(10)



RJ45 Connectors(70)

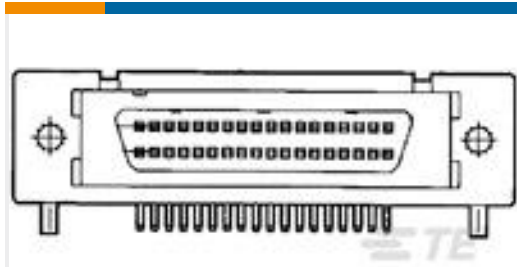


Wire-to-Board Connector Contacts(1)



Wire-to-Board Headers & Receptacles(1)

Customers Also Bought



TE Part #2-5174225-5
AMPLIMITE 050-2B HOR
68P M2.5



TE Part #1-1337543-0
BNC Ins R/A PCB Skt
50Ohm White



TE Part #5227161-1
RTANG JK W/MTG PINS,
BNC PCB



TE Part #5747846-4
25 MSFL RCPT RA 318 (IN,
FM, BL)



TE Part #1-1634817-0
BNC / TNC Lockwasher



TE Part #5227161-3
RTANG JK W/MTG PINS,
BNC PCB



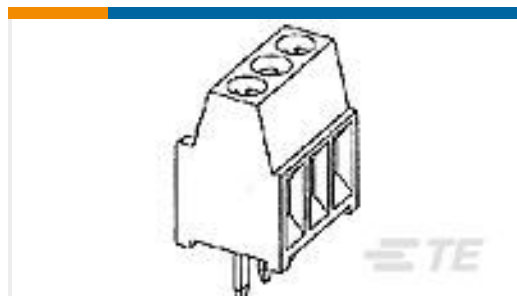
TE Part #1-329632-2
LOCKWASHER, PLATED



TE Part #1-329631-2
JAM NUT, PLATED



TE Part #1625854-3
0603 PROBE PAD



TE Part #282834-4
TERMI-BLOK PCB
MOUNT, 90 4P.

Documents

Product Drawings

[RTANG JACK W/MTG PINS, BNC PCB](#)

English

CAD Files

[3D PDF](#)

3D

Customer View Model

[ENG_CVM_CVM_5227161-7_B.2d_dxf.zip](#)

English

Customer View Model

[ENG_CVM_CVM_5227161-7_B.3d_igs.zip](#)

English

Customer View Model

[ENG_CVM_CVM_5227161-7_B.3d_stp.zip](#)

English

Datasheets & Catalog Pages

[BNC Connectors](#)



English

[Product Environmental Compliance](#)

[TE Material Declaration](#)

English