

Datasheet

RS Pro B Housing Series

Specifications Hoods:

Limiting temperature	-40 ... +125 °C	Locking element	steel, zinc-plated
Degree of protection acc. to IEC 60529	IP65	Lever type	metal
Material (hood/housing)	Aluminium die-cast		
Surface (hood/housing)	Powder-coated		
Colour (hood/housing)	RAL 7036		
Material	(seal) NBR		



Housing bulkhead mounting with single lever



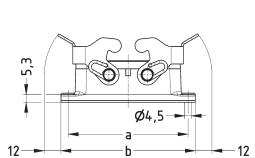
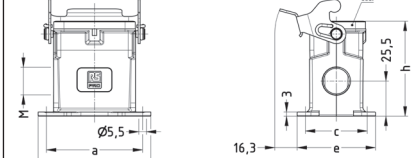
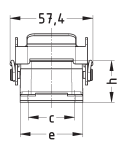
Housing surface mounting with single lever



Housing bulkhead mounting with double lever



Housing surface mounting with double lever

	Housing bulkhead mounting						Housing surface mounting								
Drawing dimensions in mm															
															
	a	b	c	e	h	Part number		a	b	c	e	h	M	Part number	
						Single Lever	Double Lever							Single Lever	Double Lever
RS PRO 6B	70	80	32	43.5	29	1715695		70	82	45	57	71	2 x M20	1715697	
RS PRO 10B	83	93	32	43.5	29		1715702	82	94	45	57	71	2 x M25		1715705
								82	94	45	57	71	M25		1715704
RS PRO 16B	103	113	32	43.5	29		1715710	105	117	45	57	81	1 x M25		1715711
								105	117	45	57	81	2 x M25		1715712
RS PRO 24B	130	140	32	43.5	29		1715717	132	144	45	57	81	M32		1715718
								132	144	45	57	81	2 x M32		1715719