


# A6FR

Piano DIP Switch

## Box type Through-hole Mounting Piano DIP Switches



- Slide twin contacts mechanism ensure high reliability.
- Available both ON and OFF-set soldering.
- Both short and long actuators are available.

RoHS Compliant



### List of Models

#### ● Tube Packaging

Type (actuator color)		Short actuator (white)	Long actuator (white)
No. of poles	Quantity per tube		
2	70	A6FR-2101	A6FR-2104
3	50	A6FR-3101	A6FR-3104
4	39	A6FR-4101	A6FR-4104
5	32	A6FR-5101	A6FR-5104
6	27	A6FR-6101	A6FR-6104
7	24	A6FR-7101	A6FR-7104
8	21	A6FR-8101	A6FR-8104
9	19	A6FR-9101	A6FR-9104
10	17	A6FR-0101	A6FR-0104

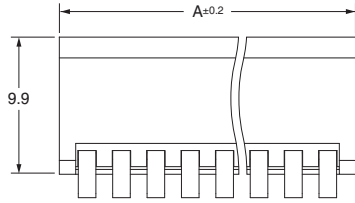
Note: Order in multiples of the package quantity.

### Ratings / Characteristics

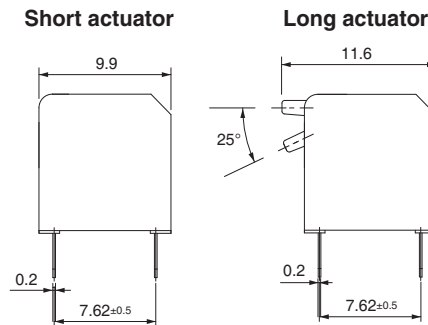
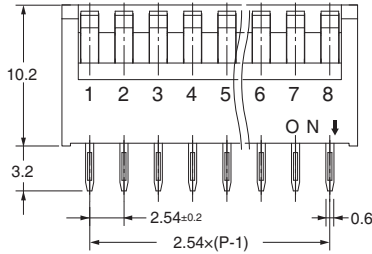

Rating (resistive load)	25 mA at 24 VDC 10 $\mu$ A (minimum current) at 3.5 VDC	
Ambient operating temperature	-20 to +70°C at 60% max. (with no icing or condensation)	
Ambient operating humidity	35% to 95% (at +5 to +35°C)	
Insulation resistance	100 M $\Omega$ min. (at 250 VDC with insulation tester)	
Contact resistance (initial value)	200 m $\Omega$ max.	
Dielectric strength	Between terminals	500 VAC for 1 min
Vibration resistance	Malfunction	10 to 55 Hz, 1.5-mm double amplitude
Shock resistance	Malfunction	300 m/s <sup>2</sup> min.
Durability	Electrical	1,000 operations min.
Washing	Not possible	
Degree of protection	IEC IP40	
Operating force	0.29 to 9.8 N {30 to 1,000 gf}	
Weight	0.83 g (2 poles), 1.39 g (4 poles), 1.99 g (6 poles), 2.59 g (8 poles), 3.18 g (10 poles)	

## Dimensions (Unit: mm)

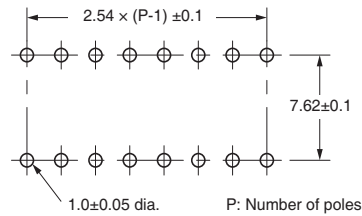
### ● Short Actuator A6FR-□101



### ● Long Actuator A6FR-□104



### PCB Dimensions (Reference) (Top View)

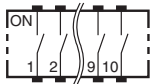


No. of poles	Model		Dimension A
	Short actuator	Long actuator	
2	A6FR-2101	A6FR-2104	6.64
3	A6FR-3101	A6FR-3104	9.18
4	A6FR-4101	A6FR-4104	11.72
5	A6FR-5101	A6FR-5104	14.26
6	A6FR-6101	A6FR-6104	16.80
7	A6FR-7101	A6FR-7104	19.34
8	A6FR-8101	A6FR-8104	21.88
9	A6FR-9101	A6FR-9104	24.42
10	A6FR-0101	A6FR-0104	26.96

Note: Unless otherwise specified, a tolerance of  $\pm 0.4$  mm applies to all dimensions.

## Internal Connections

### Contact Form (Top View)



## Safety Precautions

Be sure to read the Safety precautions common to all DIP Switches for correct use.

- Application examples provided in this document are for reference only. In actual applications, confirm equipment functions and safety before using the product.
- Consult your OMRON representative before using the product under conditions which are not described in the manual or applying the product to nuclear control systems, railroad systems, aviation systems, vehicles, combustion systems, medical equipment, amusement machines, safety equipment, and other systems or equipment that may have a serious influence on lives and property if used improperly. Make sure that the ratings and performance characteristics of the product provide a margin of safety for the system or equipment, and be sure to provide the system or equipment with double safety mechanisms.

Note: Do not use this document to operate the Unit.