



FEATURES

- RoHS compliant
- Toroidal construction
- Up to 3.5A I_{DC}
- Inductance range from 3mH to 10mH
- Small footprint
- UL 94V-0 packaging materials
- Low DC resistance
- Guaranteed 3.0mm creepage and clearance between windings

PRODUCT OVERVIEW

The 5200 series is a range of through-hole common mode chokes designed to attenuate up to 100MHz common mode noise where line filtering is required, such as high current switching power supplies and telecom applications.

SELECTION GUIDE

Order Code	Inductance		DC Current	DC Resistance	Leakage Inductance
	Nom. mH	Range mH	Max. A	Max. mΩ	Max. μH
52305C	3.0	2.24-4.00	3.5	45	40
52505C	5.0	3.60-6.60	2.4	91	75
52705C	7.0	4.90-9.00	2.2	107	90
52106C	10.0	6.90-12.8	1.7	193	130

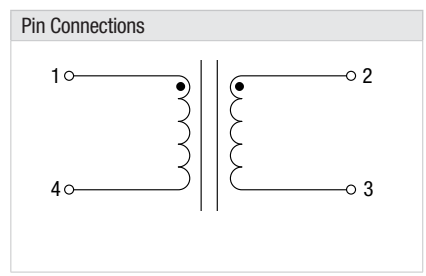
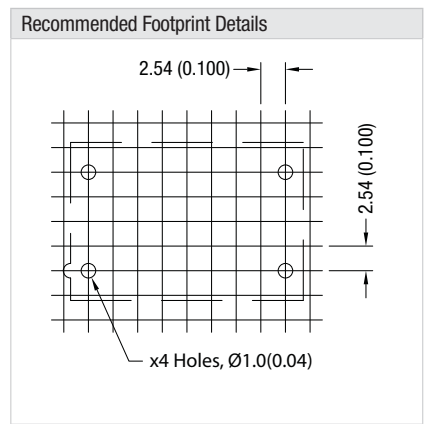
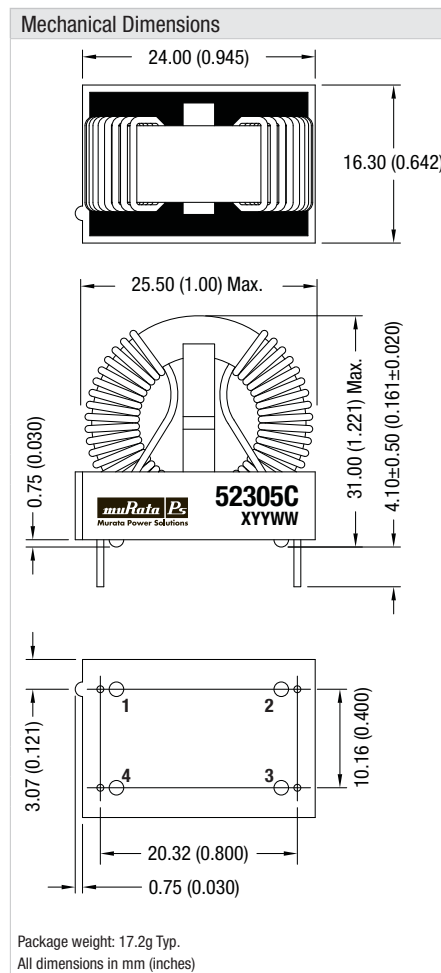
ABSOLUTE MAXIMUM RATINGS

Operating free air temperature range	-40°C to 125°C
Storage temperature range	-40°C to 125°C
Isolation voltage	1500Vrms

SOLDERING INFORMATION¹

Peak wave solder temperature	260°C
Pin finish	Tin

PACKAGE SPECIFICATIONS

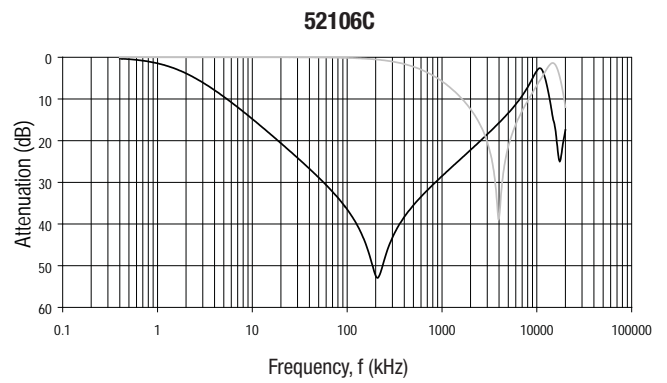
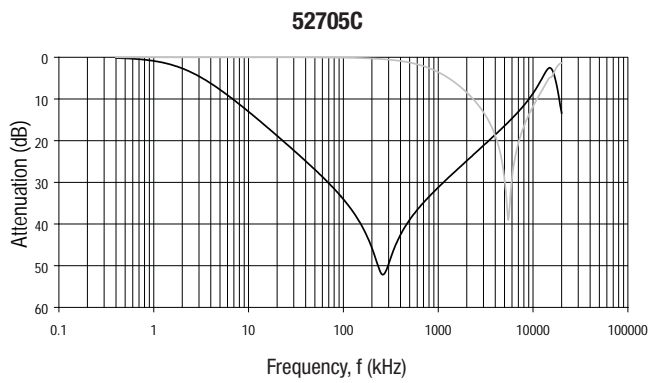
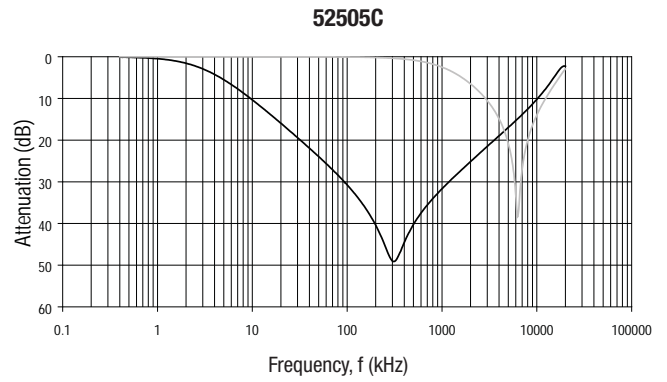
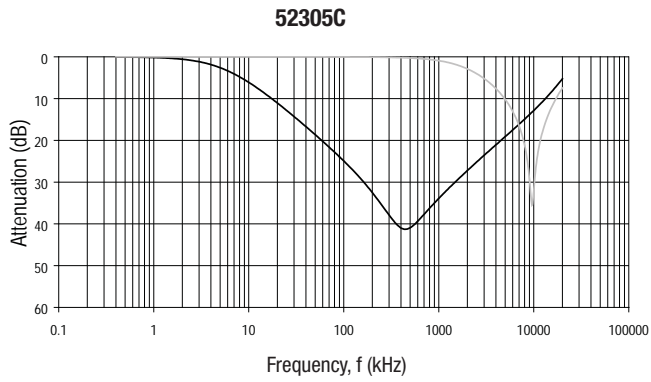


Packaging
Supplied in trays (40 pieces per tray)

Specifications typical at T_A = 25°C
¹ For further information, please visit www.murata-ps.com/rohs



COMMON AND DIFFERENTIAL MODE ATTENUATION VS FREQUENCY



— Common Mode - - - Differential Mode

