

KPL-3015SGC SUPER BRIGHT GREEN

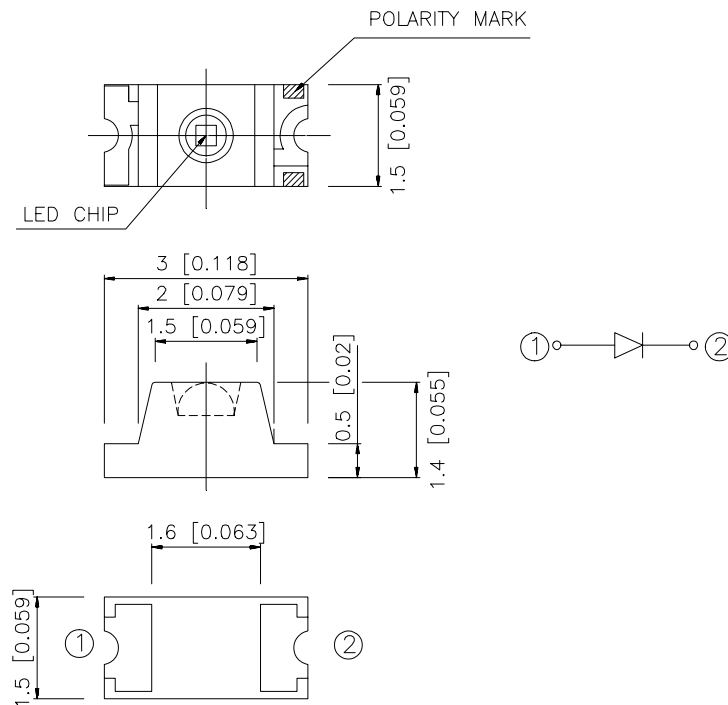
### Features

- 3.0mmx1.5mm SMT LED, 1.4mm THICKNESS.
- LOW POWER CONSUMPTION.
- WIDE VIEWING ANGLE.
- IDEAL FOR BACKLIGHT AND INDICATOR.
- VARIOUS COLORS AND LENS TYPES AVAILABLE.
- INNER LENS TYPE.
- PACKAGE : 2000PCS / REEL.

### Description

The Super Bright Green source color devices are made with Gallium Phosphide Green Light Emitting Diode.

### Package Dimensions



#### Notes:

1. All dimensions are in millimeters (inches).
2. Tolerance is  $\pm 0.2(0.0079)$  unless otherwise noted.
3. Specifications are subject to change without notice.

## Selection Guide

| Part No.    | Dice                       | Lens Type   | Iv (mcd)<br>@ 20 mA |      | Viewing<br>Angle |
|-------------|----------------------------|-------------|---------------------|------|------------------|
|             |                            |             | Min.                | Typ. | 2θ1/2            |
| KPL-3015SGC | SUPER BRIGHT GREEN ( GaP ) | WATER CLEAR | 4                   | 20   | 70°              |

Note:

1. θ1/2 is the angle from optical centerline where the luminous intensity is 1/2 the optical centerline value.

## Electrical / Optical Characteristics at T<sub>A</sub>=25°C

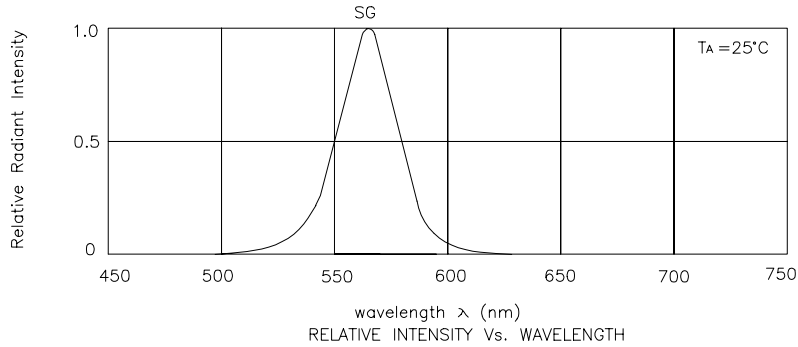
| Symbol            | Parameter                | Device             | Typ. | Max. | Units | Test Conditions           |
|-------------------|--------------------------|--------------------|------|------|-------|---------------------------|
| λ <sub>peak</sub> | Peak Wavelength          | Super Bright Green | 565  |      | nm    | I <sub>F</sub> =20mA      |
| λ <sub>D</sub>    | Dominate Wavelength      | Super Bright Green | 568  |      | nm    | I <sub>F</sub> =20mA      |
| Δλ <sub>1/2</sub> | Spectral Line Half-width | Super Bright Green | 30   |      | nm    | I <sub>F</sub> =20mA      |
| C                 | Capacitance              | Super Bright Green | 15   |      | pF    | V <sub>F</sub> =0V;f=1MHz |
| V <sub>F</sub>    | Forward Voltage          | Super Bright Green | 2.2  | 2.5  | V     | I <sub>F</sub> =20mA      |
| I <sub>R</sub>    | Reverse Current          | Super Bright Green |      | 10   | μA    | V <sub>R</sub> = 5V       |

## Absolute Maximum Ratings at T<sub>A</sub>=25°C

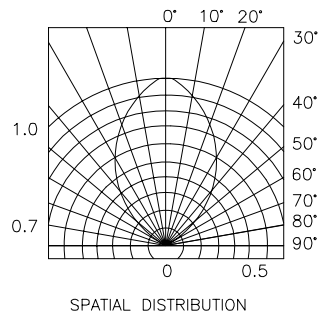
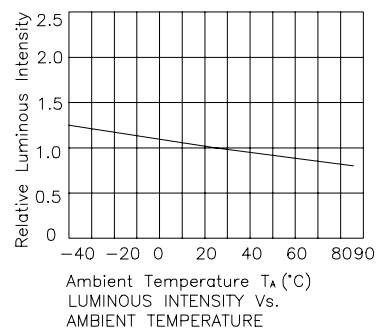
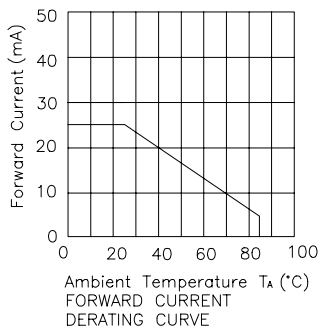
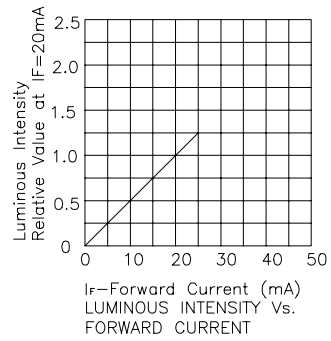
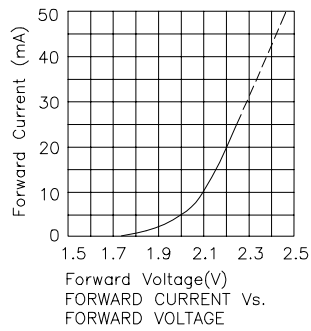
| Parameter                     | Super Bright Green | Units |
|-------------------------------|--------------------|-------|
| Power dissipation             | 105                | mW    |
| DC Forward Current            | 25                 | mA    |
| Peak Forward Current [1]      | 140                | mA    |
| Reverse Voltage               | 5                  | V     |
| Operating/Storage Temperature | -40°C To +85°C     |       |

Note:

1. 1/10 Duty Cycle, 0.1ms Pulse Width.

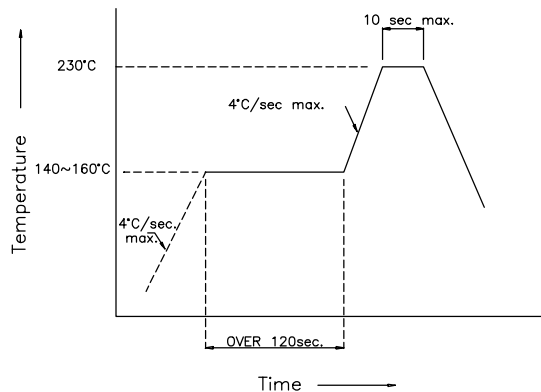


## Super Bright Green KPL-3015SGC

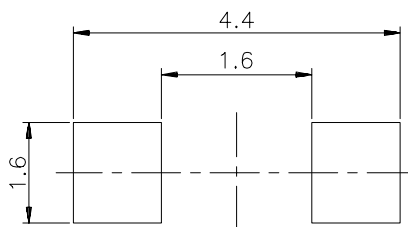


## KPL-3015SGC SMT Reflow Soldering Instructions

Number of reflow process shall be less than 2 times and cooling process to normal temperature is required between first and second soldering process.



### Recommended Soldering Pattern (Units : mm)



### Tape Specifications (Units : mm)

