

输出功率: 约0.1~1.0W

贵金属电刷马达

典型应用: 电子门锁
智能家居
精密仪器
减速箱

OUTPUT: APPROX 0.1~1.0W

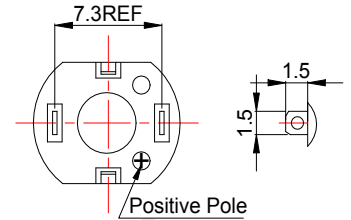
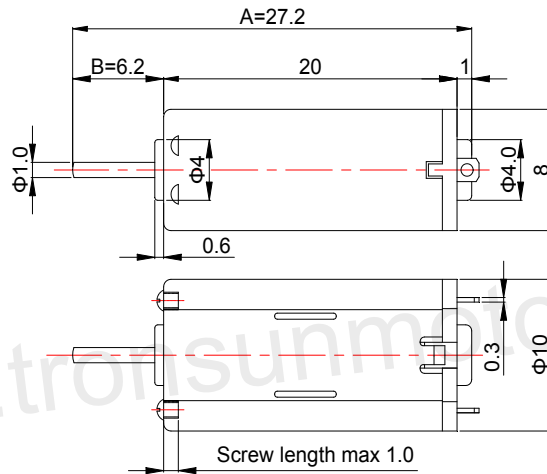
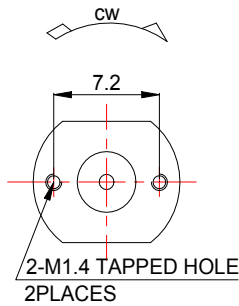
Precious Metal-brush Motors

Typical Applications: Electronic Door Lock
Smart Home Appliance
Precision Instruments
Gear Box

1. OUTLINE DRAWING:

UNIT:MM

DIRECTION OF ROTATION

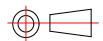


Customizable Parameters:

1. Length A and B
2. Electric Performance
3. Direction of Rotation
4. Eccentric Wheel is available

WEIGHT: 5.9g(Approx)

View:



2. MOTOR PERFORMANCE :

MODEL	VOLTAGE		NO LOAD		AT MAXIMUM EFFICIENCY				STALL			
	OPERATING RANGE	NOMINAL V	SPEED rpm	CURRENT A	SPEED rpm	CURRENT A	TORQUE g.cm	OUTPUT W	TORQUE g.cm	CURRENT A		
FF-M30TA-1188	2.0~4.0	3.0	14800	0.05	11600	0.2	2.7	0.26	0.32	13.8	1.35	0.8
FF-M30TA-08155	2.0~4.0	3.0	8100	0.02	6300	0.07	1.7	0.17	0.11	7.5	0.74	0.25
FF-M30TA-10135	2.0~6.0	6.0	21000	0.06	16300	0.23	3.6	0.35	0.60	16.5	1.62	0.82

