

M28840/13 and M28840/15 Protective Plug and Receptacle Covers

MATING CONNECTOR

MIL-DTL-28840

Basic Part Number

M28840/13 = Receptacle Cover
M28840/15 = Plug Cover

Shell Size Designator

M28840/13**H****A****W**

Material and Finish

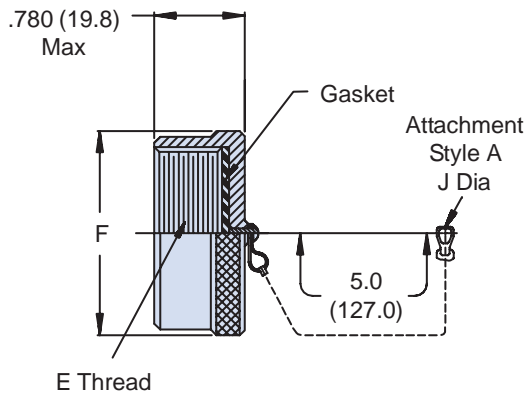
D = Corrosion Resistant Steel,
Cadmium Plate, Black
W = Aluminum, 500 Hour, Cadmium O.D.

APPLICATION NOTES

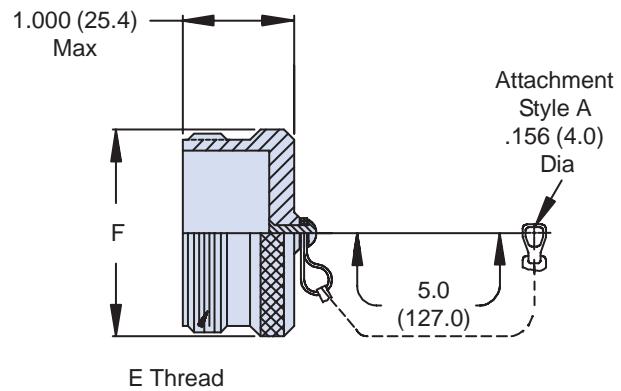
1. Assembly identified with manufacturer's name and part number, space permitting.
2. For complete dimensions, see the applicable Military Specification.
3. Metric dimensions (mm) are in parentheses.

Attachment Style

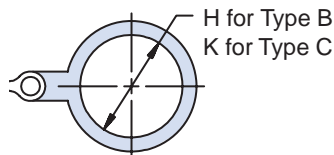
A = Chain with Fastener
B = Chain with Ring for Jam Nut Receptacle (M28840/13 Only)
B = Chain with Ring (M28840/15 Only)
C = Chain with Ring for Cable Receptacle (M28840/13 Only)



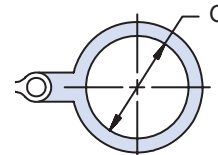
M28840/13 Receptacle Cover



M28840/15 Plug Cover



M28840/13 Attachment Types B & C



M28840/15 Attachment Type B

TABLE I: Shell Size Designator, Thread and Dimensions

Shell Size Desig.	Shell Size Ref.	E Thread	F Max	G Dia ± .010 (0.3)	H Dia ± .010 (0.3)	J Dia ± .005 (0.1)	K Dia ± .010 (0.3)
A	11	0.750-0.1P-0.2L-DS	1.028 (26.1)	.765 (19.4)	.890 (22.6)	.130 (3.3)	.765 (19.4)
B	13	0.875-0.1P-0.2L-DS	1.141 (29.0)	.890 (22.6)	1.015 (25.8)	.130 (3.3)	.890 (22.6)
C	15	1.062-0.1P-0.2L-DS	1.263 (32.1)	1.015 (25.8)	1.203 (30.6)	.130 (3.3)	1.015 (25.8)
D	17	1.125-0.1P-0.2L-DS	1.387 (35.2)	1.140 (29.0)	1.265 (32.1)	.130 (3.3)	1.140 (29.0)
E	19	1.312-0.1P-0.2L-DS	1.513 (38.4)	1.265 (32.1)	1.453 (36.9)	.130 (3.3)	1.265 (32.1)
F	23	1.500-0.1P-0.2L-DS	1.703 (43.3)	1.453 (36.9)	1.640 (41.7)	.130 (3.3)	1.453 (36.9)
G	25	1.625-0.1P-0.2L-DS	1.825 (46.4)	1.577 (40.1)	1.765 (44.8)	.156 (4.0)	1.577 (40.1)
H	29	1.812-0.1P-0.2L-DS	2.143 (54.4)	1.890 (48.0)	1.953 (49.6)	.156 (4.0)	1.890 (48.0)
J	33	2.000-0.1P-0.2L-DS	2.329 (59.2)	2.077 (52.8)	2.140 (54.4)	.193 (4.9)	2.077 (52.8)

Dimensions in inches (millimeters) and are subject to change without notice.