

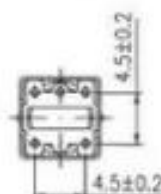
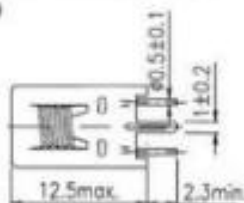
SPECIFICATION

LEAD FREE

CUSTOMER : FC BELLATRONIX	APPROVED BY
CUS. PART NO. :	
COILS PART NO. : A61012035	
DATE : 2006/10/13	

1. DIMENSIONS (UNIT : mm)

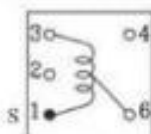
COLOUR: BLACK



STAMP



2. CONNECTION (BOTTOM)



3. TURNS, WIRE AND CORE

PIN. NO.	1 - 6	6 - 3		
TURNS (Ref.)	6½ T	9½ T		
WIRE	Ø0.12mm (2UEW)			
DRUM CORE	EM8B	OR EQUIVALENT		
CAP CORE	EM8C	OR EQUIVALENT		

4. CHARACTERISTICS

ITEM	SPEC. (1-3)	TESTING CONDITION	MEASUREMENT INSTRUMENT
OPERATING FREQUENCY	10.7MHz		
VARIABLE INDUCTANCE	4.8 µH±5% Min.	7.96MHz	MQ-1601
UNLOADED Q	90 Min.	7.96MHz	MQ-1601

5. GENERAL CHARACTERISTICS:

- ① Core Torque : 40 - 500gf · cm
- ② Dielectric Strength: No abnormality at 100V D.C. for 1 minute between winding-case.
- ③ Insulation Resistance: Over 100MΩ at 100V D.C. between winding-case.
- ④ Humidity Test : Frequency (Inductance) deviation within ±0.5% (±1%)
Deviation of Q within ±20%
After 96±4 hours in 90-95% relative humidity at 40°C±2°C and 60 minutes drying under normal condition.
- ⑤ Temperature Test : Frequency (Inductance) deviation within ±0.5% (±1%)
Deviation of Q within ±20%
a. After 6 hours at -25°C±3°C and 1 hour later under normal condition.
b. After 6 hours at 85°C±2°C and 1 hour later under normal condition.
- ⑥ Terminal Strength : No abnormality at 0.5kg for 30±5 seconds (pull and push).
- ⑦ Terminal Heat Test: No abnormality at 250°C±5°C for 5 seconds.

6. RoHS COMPLIANCE REMARKS: LEAD WILL BE PRESENT IN THE FERRITE CORE OF THE FRIT MATRIX IN THE COMPONENT. THIS USE, IS EXEMPT FROM RoHS LEGISLATION PER THE ANNEX (ITEM7), WHICH REFERS TO "LEAD IN ELECTRONIC CERAMIC PART".

APPROVAL	CHECK	DESIGN	REVISION

FM-CEC01-B008E

COILS ELECTRONIC CO., LTD.