

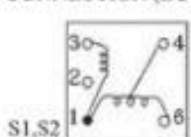
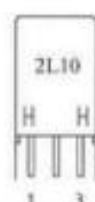





SPECIFICATION

LEAD FREE

CUSTOMER : FC BELLATRONIX CUST. PART NO. : COILS PART NO. : A61012029 DATE : 2006/10/13	APPROVED BY																									
1. DIMENSIONS (UNIT : mm)																										
																										
2. CONNECTION (BOTTOM)	3. TURNS, WIRE AND CORE																									
																										
<table border="1" style="width:100%; border-collapse: collapse;"> <tr> <td style="width:15%;">PIN. NO.</td> <td style="width:15%;">1 - 3</td> <td style="width:15%;">1 - 4</td> <td style="width:15%;">4 - 6</td> <td style="width:15%;"></td> </tr> <tr> <td>URNS (Ref.)</td> <td>3 T</td> <td>6½ T</td> <td>8 T</td> <td></td> </tr> <tr> <td>WIRE</td> <td colspan="4">Ø0.12mm(2UEW)</td> </tr> <tr> <td>SCREW CORE</td> <td colspan="4">EM11 OR EQUIVALENT</td> </tr> <tr> <td>POT CORE</td> <td colspan="4">EM11 OR EQUIVALENT</td> </tr> </table>		PIN. NO.	1 - 3	1 - 4	4 - 6		URNS (Ref.)	3 T	6½ T	8 T		WIRE	Ø0.12mm(2UEW)				SCREW CORE	EM11 OR EQUIVALENT				POT CORE	EM11 OR EQUIVALENT			
PIN. NO.	1 - 3	1 - 4	4 - 6																							
URNS (Ref.)	3 T	6½ T	8 T																							
WIRE	Ø0.12mm(2UEW)																									
SCREW CORE	EM11 OR EQUIVALENT																									
POT CORE	EM11 OR EQUIVALENT																									
4. CHARACTERISTICS																										
ITEM	SPEC. (1 - 6)	TESTING CONDITION	MEASUREMENT INSTRUMENT																							
OPERATING FREQUENCY	27.0MHz																									
VARIABLE INDUCTANCE	1.60 µH±5% Min.	7.96MHz	MQ-1601																							
UNLOADED Q	35 Min.	7.96MHz	MQ-1601																							
5. GENERAL CHARACTERISTICS:																										
① Core Torque : 10 ~ 250gf · cm ② Dielectric Strength: No abnormality at 100V D.C. for 1 minute between winding-case. ③ Insulation Resistance: Over 100MΩ at 100V D.C. between winding-case. ④ Humidity Test : Frequency (Inductance) deviation within ±0.5% (±1%) Deviation of Q within ±20% After 96±4 hours in 90~95% relative humidity at 40°C±2°C and 60 minutes drying under normal condition. ⑤ Temperature Test : Frequency (Inductance) deviation within ±0.5% (±1%) Deviation of Q within ±20% a. After 6 hours at -25°C±3°C and 1 hour later under normal condition. b. After 6 hours at 85°C±2°C and 1 hour later under normal condition. ⑥ Terminal Strength : No abnormality at 0.3kg for 30±5 seconds (pull and push). ⑦ Terminal Heat Test: No abnormality at 250°C±5°C for 5 seconds.																										
6. RoHS COMPLIANCE REMARKS: LEAD WILL BE PRESENT IN THE FERRITE CORE OF THE FRIT MATRIX IN THE COMPONENT. THIS USE, IS EXEMPT FROM RoHS LEGISLATION PER THE ANNEX (ITEM7), WHICH REFERS TO "LEAD IN ELECTRONIC CERAMIC PART".																										
APPROVAL	CHECK	DESIGN	REVISION																							
																										

FM-CEC01-8008E

B.COILS ELECTRONIC CO., LTD.