


(2.54 mm) .100"

ESQ-110-44-T-D



ESW-115-12-G-S



ESQ-132-14-G-D

ESW, ESQ SERIES

ELEVATED SOCKET

Mates with:

TSW, MTSW, EW, MTLW, TSS, ZSS, TSM, DW, ZW, HW, TSSH, HTSS

SPECIFICATIONS

For complete specifications see www.samtec.com?ESW or www.samtec.com?ESQ

Insulator Material: Black Glass Filled Polyester
Contact Material: Phosphor Bronze
Plating: Au or Sn over 50 μ" (1.27 μm) Ni
Current Rating (ESW/TSW): 5.2 A per pin (2 pins powered)
Current Rating (ESQ/TSW): 5.7 A per pin (2 pins powered)
Voltage Rating: 550 VAC mated with TSW or ESQ
Operating Temp Range: -55 °C to +125 °C with Gold -55 °C to +105 °C with Tin
Insertion Depth: (3.68 mm) .145" to (6.35 mm) .250"
Normal Force: Standard = 125 grams (4.4 N)
Max Cycles: 100 with 10 μ" (0.25 μm) Au
RoHS Compliant: Yes
Lead-Free Solderable: No, Lead Wave only

RECOGNITIONS

For complete scope of recognitions see www.samtec.com/quality

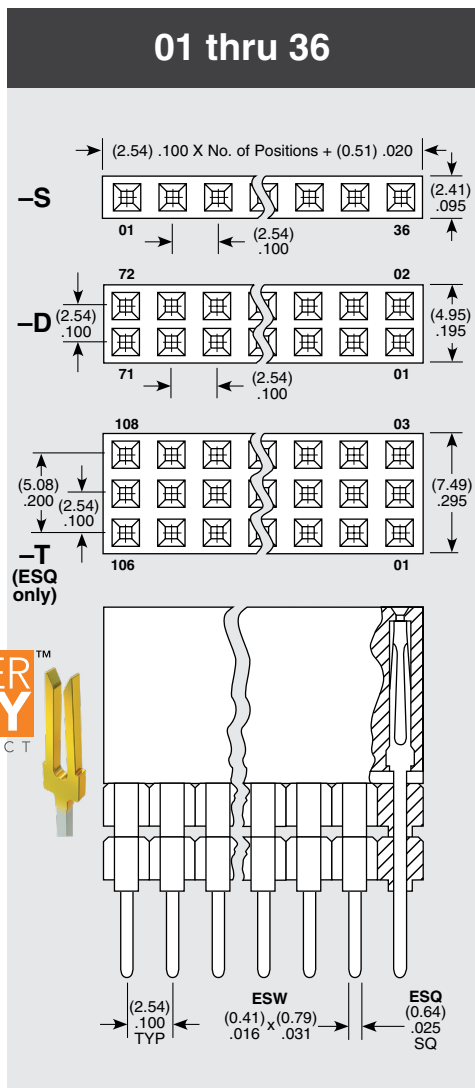


ALSO AVAILABLE (MOQ Required)

- Other platings

Note: Some lengths, styles and options are non-standard, non-returnable.



TYPE STRIP	1	NO. PINS PER ROW	LEAD STYLE	PLATING OPTION	ROW OPTION	OTHER OPTION
ESW = Solder Tail				-L = 10 μ" (0.25 μm) Gold contact, Matte Tin on tail	-S = Single Row	-LL = Locking Lead
ESQ = Square Tail				-G = 20 μ" (0.51 μm) Gold contact, Gold Flash on Balance	-D = Double Row	 Two leads per strip crimped. N/A with single row 1 or 2 positions.
				-T = Matte Tin (N/A w/LIF contact)	-T = Triple Row (ESQ only)	"XXX" = Polarized



Specify LEAD STYLE from chart below.

STANDARD INSERTION FORCE	LOW INSERTION FORCE	A	B
- 12	- 37	(2.29) .090	(11.05) .435
- 13	- 38	(7.36) .290	
- 23	- 48	(4.83) .190	(13.59) .535
- 33	- 58	(2.29) .090	(16.13) .635
- 14	- 39	(12.19) .480	(11.05) .435
- 24	- 49	(9.65) .380	(13.59) .535
- 34	- 59	(7.11) .280	(16.13) .635
- 44	- 69	(4.57) .180	(18.67) .735

APPLICATIONS



PC/104™ J1/P1 "Stackthrough" Connectors	
Standard Insertion Force	ESQ-132-14-G-D
Low Insertion Force	ESQ-132-39-G-D
PC/104™ J1 "Non-Stackthrough" Connectors	
Standard Insertion Force	ESQ-132-12-G-D
Low Insertion Force	ESQ-132-37-G-D
PC/104™ J2/P2 "Stackthrough" Connectors	
Standard Insertion Force	ESQ-120-14-G-D
Low Insertion Force	ESQ-120-39-G-D

PC/104 is a trademark of the PC/104 Consortium.

Due to technical progress, all designs, specifications and components are subject to change without notice.

WWW.SAMTEC.COM

All parts within this catalog are built to Samtec's specifications. Customer specific requirements must be approved by Samtec and identified in a Samtec customer-specific drawing to apply.