

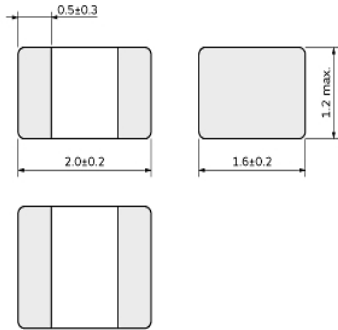

DFE201612E-2R2M#

“#” indicates a package specification code.



< List of part numbers with package codes >
DFE201612E-2R2M=P2

Appearance & Shape



(in mm)

References

| Packaging | Specifications | Standard Packing Quantity |
|-----------|------------------|---------------------------|
| =P2 | 180Embossed Tape | 3000 |

| Mass (typ.) | |
|-------------|---------|
| 1 piece | 0.0188g |

Notices


Rated current (I_{sat}) is specified when the decrease of the initial inductance value at 30%. Rated current (I_{temp}) is specified when temperature of the inductor is raised 40°C by DC current.

Attention

- 1.This datasheet is downloaded from the website of Murata Manufacturing Co., Ltd. Therefore, it's specifications are subject to change or our products in it may be discontinued without advance notice. Please check with our sales representatives or product engineers before ordering.
- 2.This datasheet has only typical specifications because there is no space for detailed specifications. Therefore, please review our product specifications or consult the approval sheet for product specifications before ordering.

DFE201612E-2R2M#

“#” indicates a package specification code.



Specifications

| | |
|---|----------------|
| L size | 2.0±0.2mm |
| W size | 1.6±0.2mm |
| T size | 1.2mm |
| Size code inch (mm) | 0806 (2016) |
| Inductance | 2.2μH±20% |
| Inductance Test Frequency | 1MHz |
| Rated current (Isat) (Based on Inductance change) | 2400mA |
| Rated current (Itemp) (Based on Temperature rise) | 1800mA |
| Max. of DC resistance | 0.116Ω |
| Operating Temperature Range (Self-temperature rise is included) | -40°C to 125°C |
| Class of magnetic shield | Metal Alloy |
| Absolute maximum voltage | 20Vdc |
| Series | DFE201612E |

Attention

1.This datasheet is downloaded from the website of Murata Manufacturing Co., Ltd. Therefore, it's specifications are subject to change or our products in it may be discontinued without advance notice. Please check with our sales representatives or product engineers before ordering.

2.This datasheet has only typical specifications because there is no space for detailed specifications.

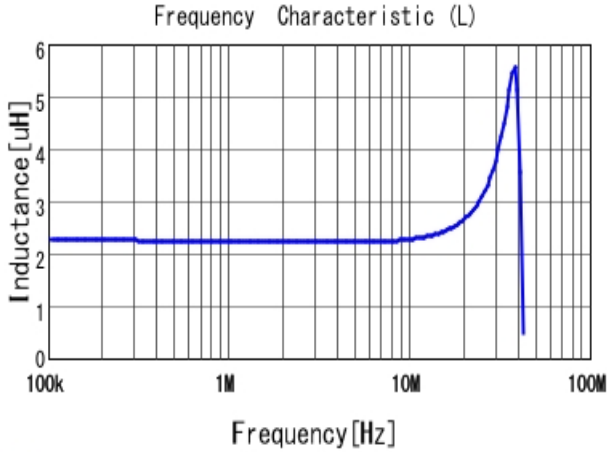
Therefore, please review our product specifications or consult the approval sheet for product specifications before ordering.

DFE201612E-2R2M#

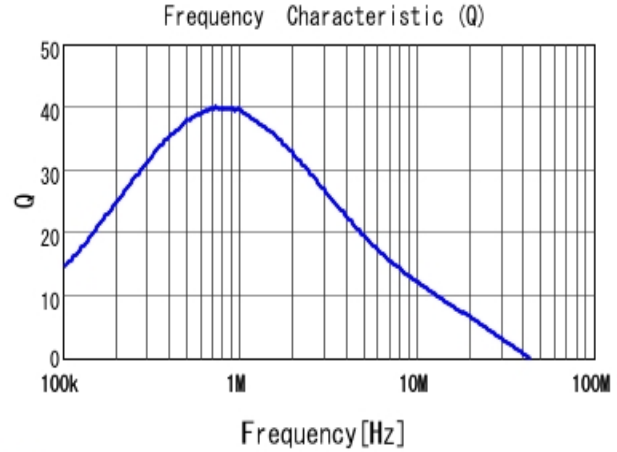
“#” indicates a package specification code.

Characteristic Data

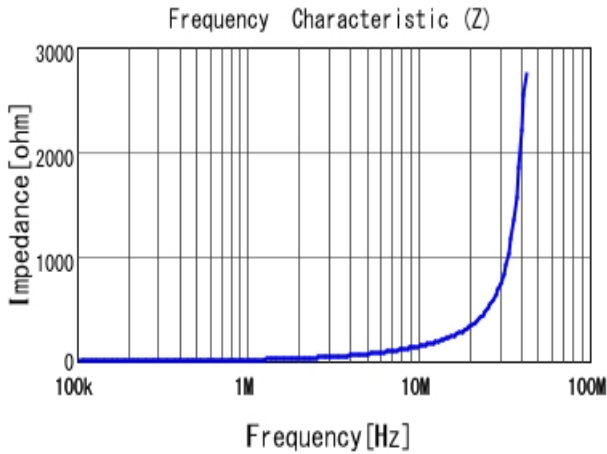
The charts below may show another part number which shares its characteristics.



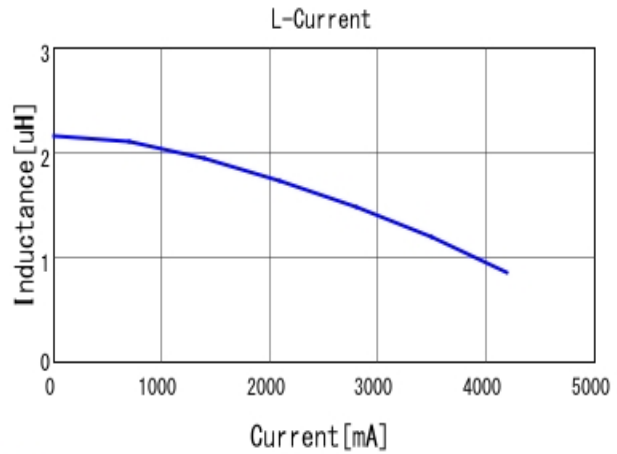
■ DFE201612E-2R2M L



■ DFE201612E-2R2M Q



■ DFE201612E-2R2M |Z|



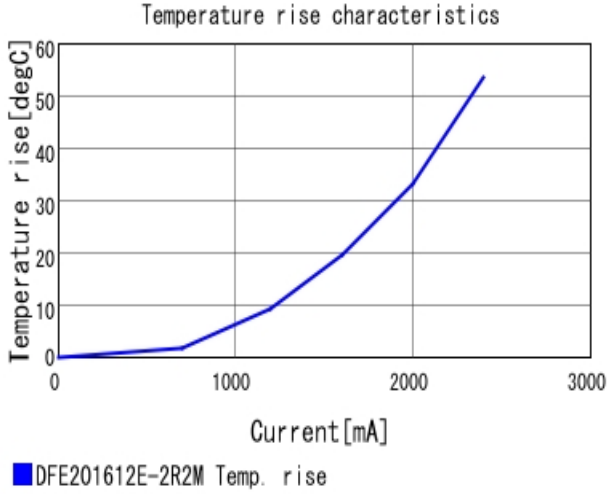
■ DFE201612E-2R2M L-Current 20degC

Attention

- 1.This datasheet is downloaded from the website of Murata Manufacturing Co., Ltd. Therefore, it's specifications are subject to change or our products in it may be discontinued without advance notice. Please check with our sales representatives or product engineers before ordering.
- 2.This datasheet has only typical specifications because there is no space for detailed specifications. Therefore, please review our product specifications or consult the approval sheet for product specifications before ordering.

DFE201612E-2R2M#

“#” indicates a package specification code.



Attention

- 1.This datasheet is downloaded from the website of Murata Manufacturing Co., Ltd. Therefore, it's specifications are subject to change or our products in it may be discontinued without advance notice. Please check with our sales representatives or product engineers before ordering.
- 2.This datasheet has only typical specifications because there is no space for detailed specifications. Therefore, please review our product specifications or consult the approval sheet for product specifications before ordering.