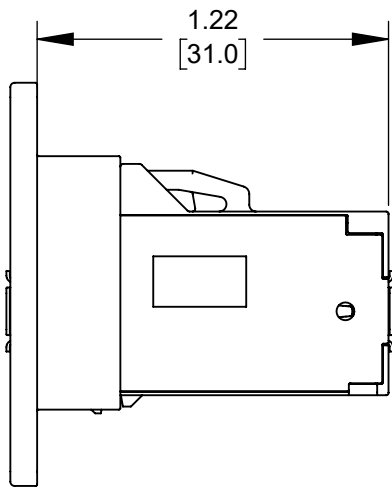
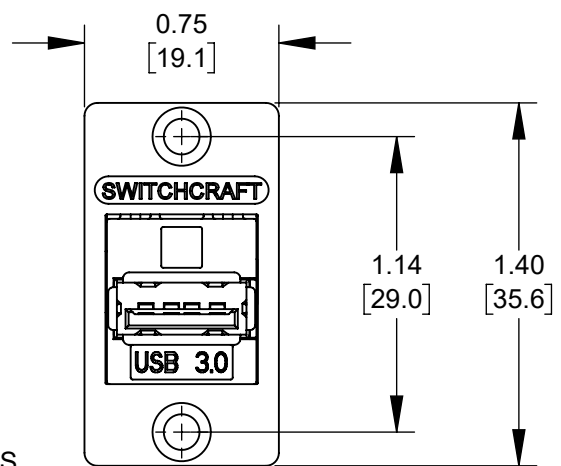
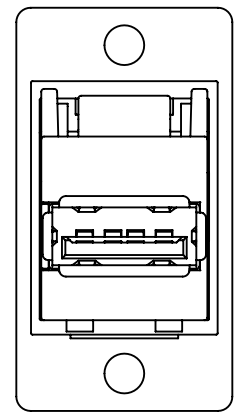


**RECOMMENDED
PANEL CUT-OUT**



NOTES

1. RoHS COMPLIANT.
2. MATERIAL
 1. HOUSING: ZINC ALLOY, BLACK
 2. INSERT: THERMOPLASTIC, BLACK

CUSTOMER DRAWING

☆ STAR SYMBOL DENOTES CRITICAL DIMENSION

THIS DRAWING DESCRIBES A DESIGN CONSIDERED PROPRIETARY IN NATURE, DEVELOPED AND MANUFACTURED BY SWITCHCRAFT INC. AND IS RELEASED ON A CONFIDENTIAL BASIS FOR IDENTIFICATION PURPOSES ONLY.

UNLESS OTHERWISE SPECIFIED

1. ALL DIMENSIONS IN INCHES
 - TWO PLACE DECIMALS ±0.01
 - THREE PLACE DECIMALS ±0.005
 - ANGLES ±1°
 - ALL DIA. CONCENTRIC WITHIN 0.005 T.I.R.
2. FEATURES ON THE SAME CENTERLINE MUST BE ALIGNED WITHIN ±0.002
3. REMOVE ALL BURRS

SIZE *	WIDTH *	MULT *	LBS/M *	TEMPER *
FINISH *			MATERIAL *	
SPEC No. *			SPEC No. *	
FIRST USED ON *		SCALE 1.5:1		
DATE DRAWN	BY	CHKD	APVD	
12/19/22	ONB	ONB	12/19/22	

Switchcraft®

SHEET 1 OF 1

0A	P-21002B-1	12/9/21	NS	SRC
REV	ECO NUMBER	DATE	BY	APVD
REVISIONS				

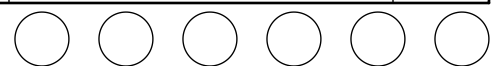
DO NOT SCALE DRAWING

NAME	PART No.	REV
NH SERIES USB3 COUPLER	NHUSB3AAB_CD	0A

SolidWorks CAD File



ROUTING 146 112



Mouser Electronics

Authorized Distributor

Click to View Pricing, Inventory, Delivery & Lifecycle Information:

[Switchcraft:](#)

[NHUSB3AAB](#)