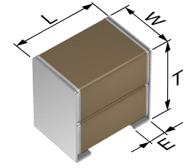


**TDK item description** CKG45NX7R2A475MT\*\*\*\*

<b>Applications</b>	Commercial Grade Please refer to Part No. <a href="#">CKG45NX7R2A475M500JJ</a> for Automotive use.
<b>Feature</b>	Mid Voltage (100 to 630V) MEGACAP Type
<b>Series</b>	CKG45N(4532) [EIA 1812]
<b>Status</b>	Production (Not Recommended for New Design)



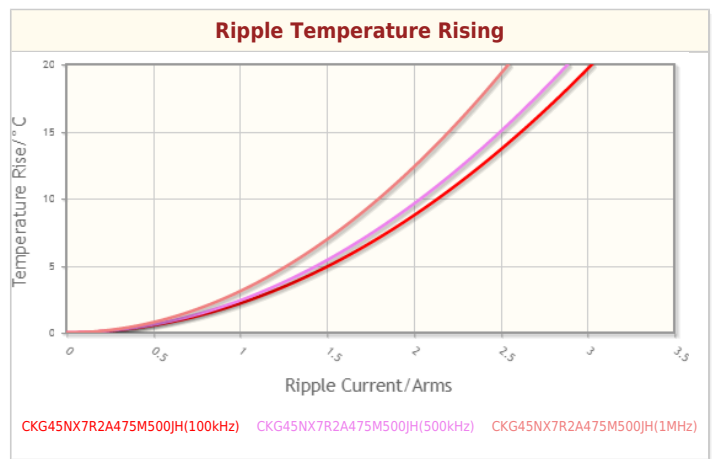
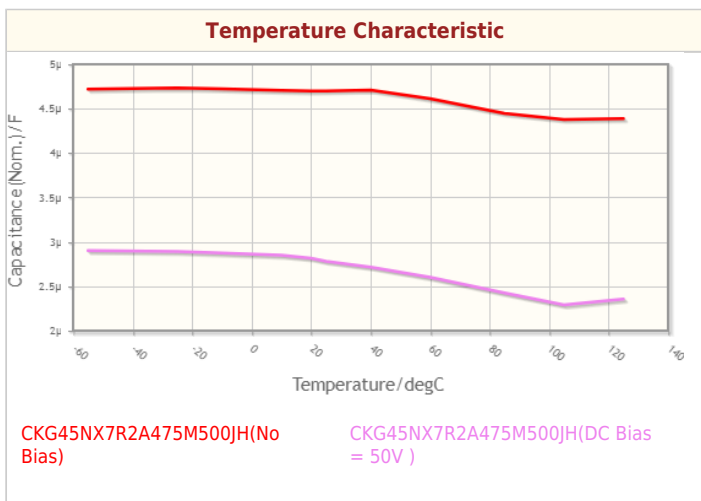
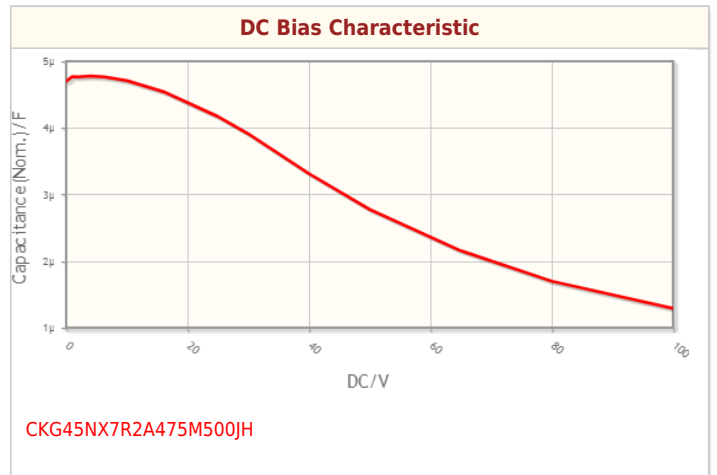
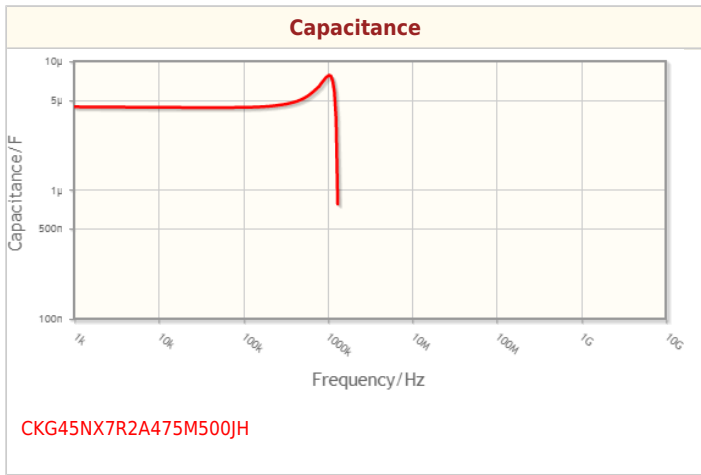
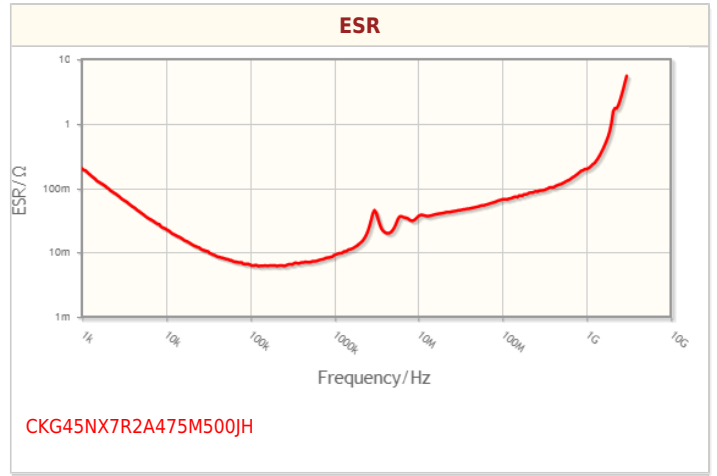
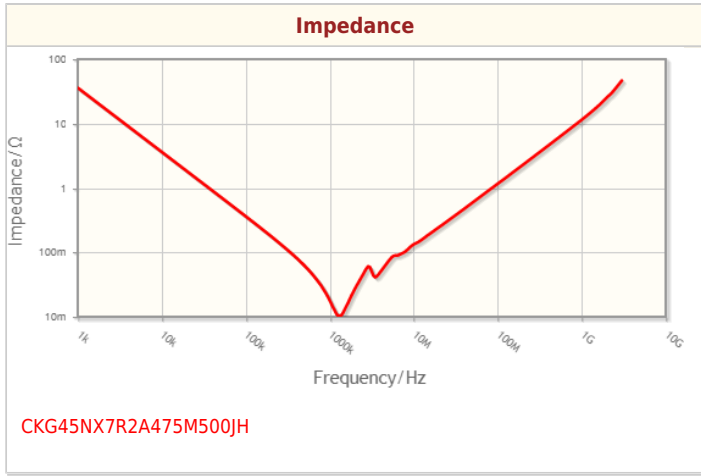
Size	
Length(L)	5.00mm ±0.50mm
Width(W)	3.50mm ±0.50mm
Thickness(T)	5.00mm ±0.50mm
Metal-Frame Width(E)	1.10mm ±0.30mm
Recommended Land Pattern (PA)	3.30mm to 3.70mm
Recommended Land Pattern (PB)	1.20mm to 1.50mm
Recommended Land Pattern (PC)	2.70mm to 3.20mm

Electrical Characteristics	
Capacitance	4.7μF ±20%
Rated Voltage	100VDC
Temperature Characteristic	X7R(±15%)
Dissipation Factor (Max.)	3%
Insulation Resistance (Min.)	106MΩ

Other	
Soldering Method	Reflow
AEC-Q200	NO
Packing	Embossed (Plastic)Taping [330mm Reel]
Package Quantity	1000pcs

! Images are for reference only and show exemplary products.  
! This PDF document was created based on the data listed on the TDK Corporation website.  
! All specifications are subject to change without notice.

Characteristic Graphs(This is reference data, and does not guarantee the products characteristics.)



! Images are for reference only and show exemplary products.  
! This PDF document was created based on the data listed on the TDK Corporation website.  
! All specifications are subject to change without notice.

## Associated Images

