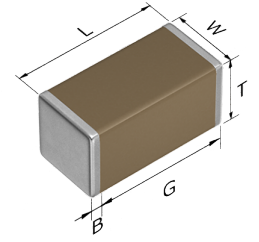


CGA5L3X7T2E224K160AE



TDK item description CGA5L3X7T2E224KT***S

Applications	Automotive Grade
Feature	Mid Voltage (100 to 630V)
	Soft Termination
	AEC-Q200
Series	CGA5(3216) [EIA 1206]
Status	Production



Size	
Length(L)	3.20mm +0.40,-0.20mm
Width(W)	1.60mm +0.30,-0.20mm
Thickness(T)	1.60mm +0.30,-0.20mm
Terminal Width(B)	0.20mm Min.
Terminal Spacing(G)	1.00mm Min.
Recommended Land Pattern (PA)	2.10mm to 2.50mm(Flow Soldering)
	2.00mm to 2.40mm(Reflow Soldering)
Recommended Land Pattern (PB)	1.10mm to 1.30mm(Flow Soldering)
	1.00mm to 1.20mm(Reflow Soldering)
Recommended Land Pattern (PC)	1.00mm to 1.30mm(Flow Soldering)
	1.10mm to 1.60mm(Reflow Soldering)

Electrical Characteristics	
Capacitance	220nF ±10%
Rated Voltage	250VDC
Temperature Characteristic	X7T(+22,-33%)
Dissipation Factor (Max.)	2.5%
Insulation Resistance (Min.)	2272MΩ

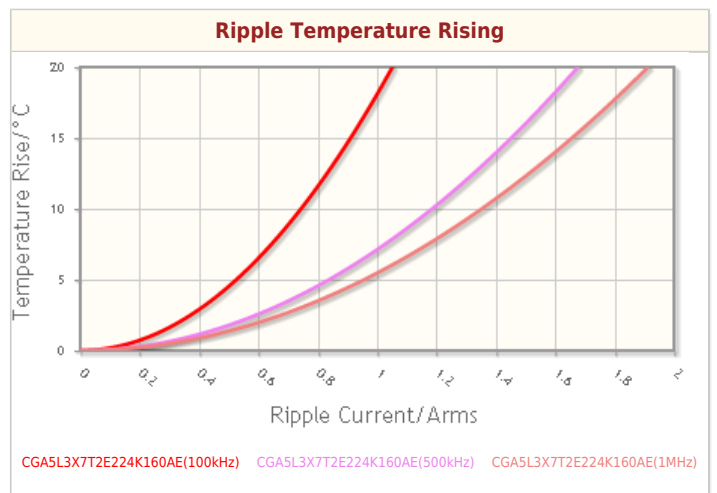
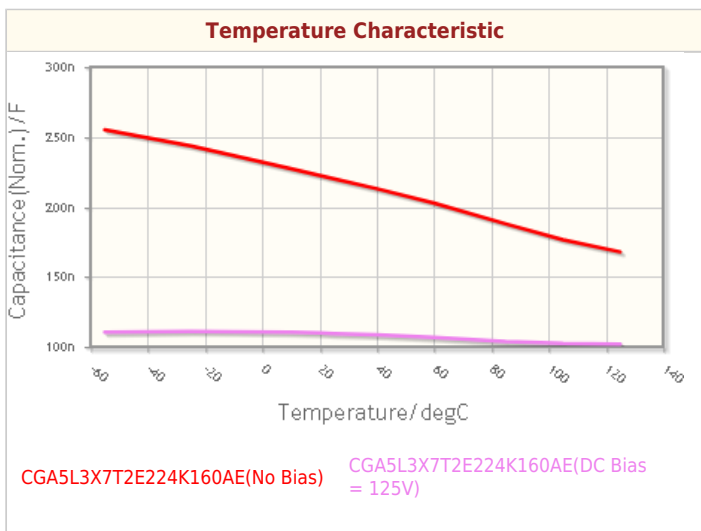
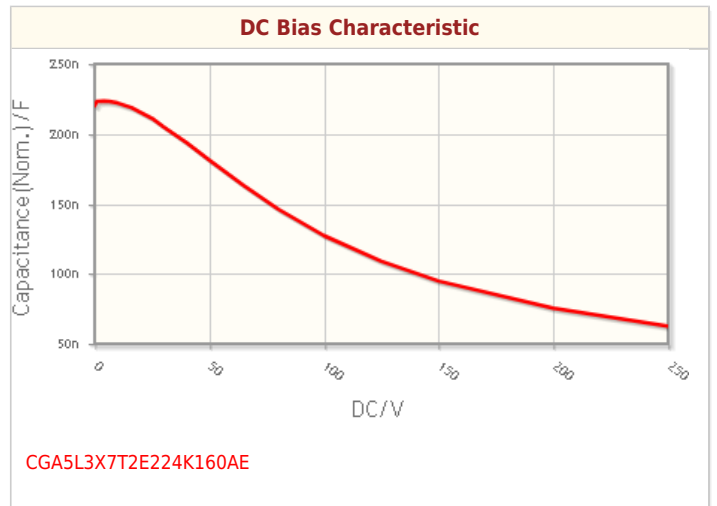
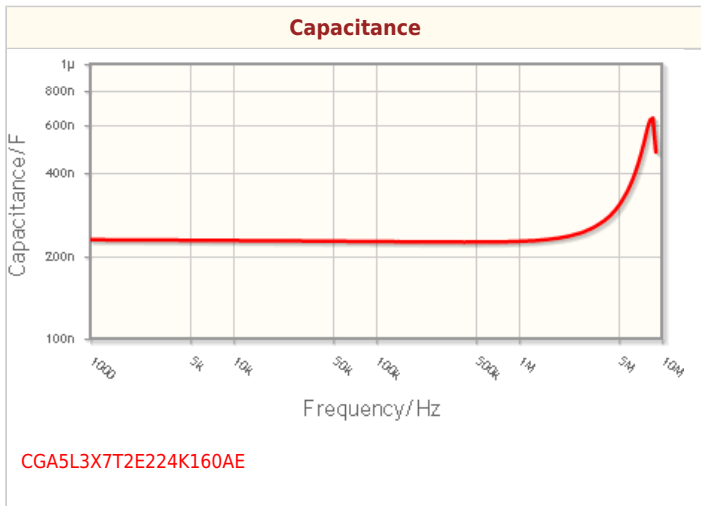
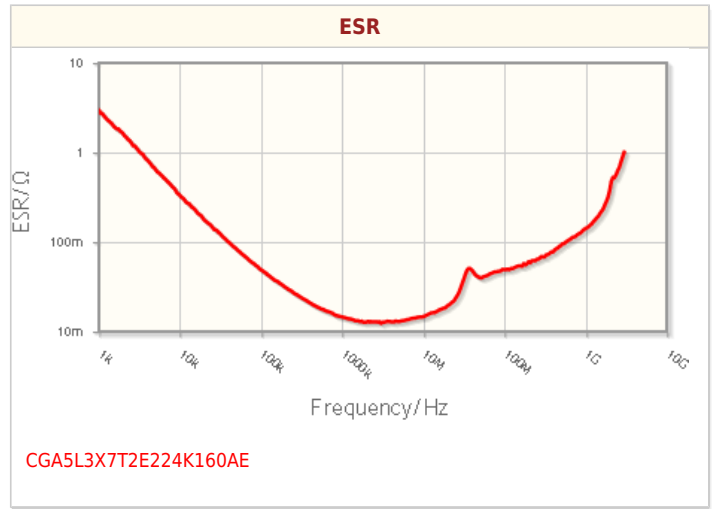
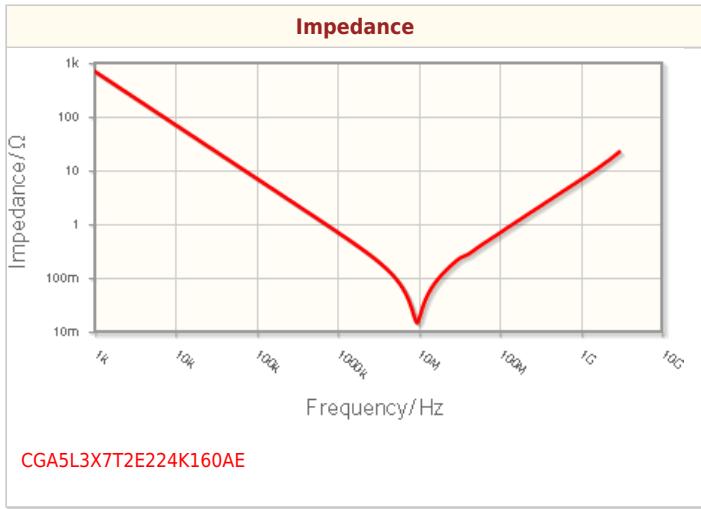
Other	
Soldering Method	Wave (Flow)
	Reflow
AEC-Q200	Yes
Packing	Blister (Plastic)Taping [180mm Reel]
Package Quantity	2000pcs

! Images are for reference only and show exemplary products.
! This PDF document was created based on the data listed on the TDK Corporation website.
! All specifications are subject to change without notice.

CGA5L3X7T2E224K160AE



Characteristic Graphs(This is reference data, and does not guarantee the products characteristics.)

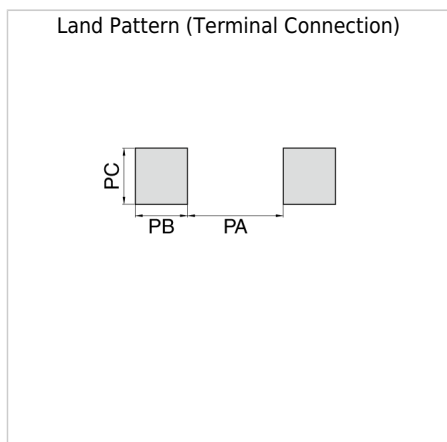


! Images are for reference only and show exemplary products.
! This PDF document was created based on the data listed on the TDK Corporation website.
! All specifications are subject to change without notice.

CGA5L3X7T2E224K160AE



Associated Images



! Images are for reference only and show exemplary products.
! This PDF document was created based on the data listed on the TDK Corporation website.
! All specifications are subject to change without notice.