



Panel Mount 10K potentiometer (Breadboard Friendly) - 10K Linear

PRODUCT ID: 562

IN STOCK

1

ADD TO CART

 Also include 1 x [Potentiometer Knob - Soft Touch T18 - Red \(\)](#) Also include 1 x [Potentiometer Knob - Soft Touch T18 - White \(\)](#) Also include 1 x [Potentiometer Knob - Soft Touch T18 - Blue \(\)](#)

1-9

10-99

100+

ADD TO WISHLIST

DESCRIPTION

TECHNICAL DETAILS

DESCRIPTION

This potentiometer is a two-in-one, good in a breadboard or with a panel. It's a fairly standard linear taper 10K ohm potentiometer, with a grippy shaft. It's smooth and easy to turn, but not so loose that it will shift on its own. We like this one because the legs are 0.2" apart with pin-points, so you can plug it into a breadboard or perfboard. Once you're done prototyping, you can drill a hole into your project box and mount the potentiometer that way.

TECHNICAL DETAILS


- 10K ohm potentiometer, linear taper
- 100,000 Cycle Life
- 16mm Body
- Rotational travel: 300 °
- Static Stop Strength: 90 oz-in
- Rotational Torque: 0.5 to 1.25 oz-in

LEARN



[Analog Inputs for Raspberry Pi Using the MCP3008](#)

Convert analog inputs to digital and control audio volume



[Trinket Sound-Reactive LED Color Organ](#)

Add sound reactive color to your tunes.




[Adafruit Trinket-Modded Stuffed Animal](#)

Use Trinket as a platform to make animals come alive - you chose the animal



[Adafruit 20W Stereo Audio Amplifier - MAX9744](#)

Blast your tunes with a high-efficiency class D amplifier



[Mini UNTZtrument: 3D Printed MIDI Controller](#)

Build a 16 button MIDI drum machine!



[Cup o' Sound](#)

Cafe White Noise Machine



[Color Balancing Video Camera Light feat. DotStars](#)

Sometimes you need warm white, and sometimes you need cool white, so why not have both?



[Light Paintbrush with Circuit Playground](#)

Create beautiful, expressive light paintings using the Circuit Playground for long exposure photography.




[Circuit Playground Analog Input](#)

Explore reading analog signals with the Circuit Playground.



[AdaBox 007](#)

Explore and use the contents of your AdaBox 007



[CircuitPython Essentials](#)

The next step in learning CircuitPython.



[Trellis Feather DSP-G1 Synthesizer](#)

Build a 1980s-style synthesizer with DSP-G1 synth-on-a-chip, a Feather, and Trellis keypads and knobs for control!

Make It Hot or Cold
Use a Crickit and Circuit
Playground Express to heat
or cool items.

MAY WE ALSO SUGGEST...



Panel Mount 10K Log



Panel Mount Right Angle



Panel Mount 10K Dual




Panel Mount 10K Dual



Panel Mount 10K Dual Log



Panel Mount 1K



Slim Metal Potentiometer



Potentiometer Knob - Soft




Adafruit HELLA



Foot Pedal Potentiometer -



Panel Mount 100K



Slim Metal Potentiometer

DISTRIBUTORS [EXPAND TO SEE DISTRIBUTORS](#)

[CONTACT](#)

[SUPPORT](#)

[DISTRIBUTORS](#)

[EDUCATORS](#)

[JOBS](#)

[FAQ](#)

[SHIPPING & RETURNS](#)

[TERMS OF SERVICE](#)

[PRIVACY & LEGAL](#)

[ABOUT US](#)

"Flexibility is the key to stability" -
John Wooden



