

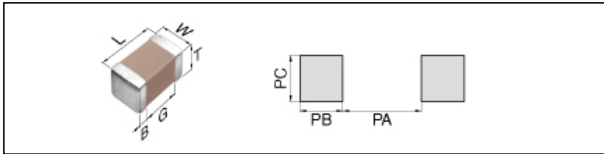


**C3225X7S2A475M200AB** (TDK item description : C3225X7S2A475MT\*\*\*\*)

Applications	 Commercial Grade
	 Please refer to Part No. CGA6M3X7S2A475M200AB for automotive use.
Feature	<b>Mid</b> Mid Voltage (100 to 630V)
Series	C3225 [EIA CC1210]



Size	
Length(L)	3.20mm +/-0.40mm
Width(W)	2.50mm +/-0.30mm
Thickness(T)	2.00mm +/-0.20mm
Terminal Width(B)	0.20mm Min.
Terminal Spacing(G)	
Recommended Land Pattern(PA)	2.00 to 2.40mm
Recommended Land Pattern(PB)	1.00 to 1.20mm
Recommended Land Pattern(PC)	1.90 to 2.50mm
Recommended Slit Pattern(SD)	

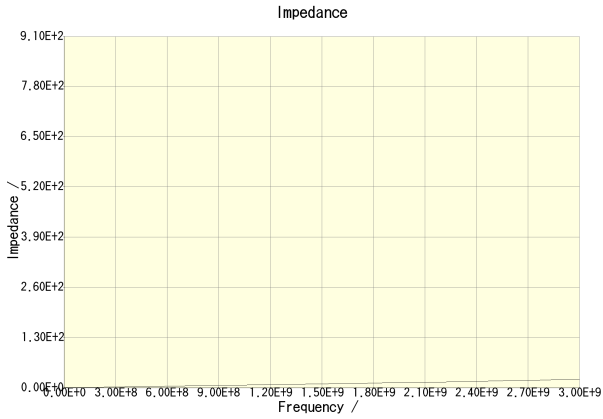
Electrical Characteristics	
Capacitance	4.7uF +/-20%
Rated Voltage	100Vdc
Temperature Characteristic	X7S(+/-22%)
Dissipation Factor	5% Max.
Insulation Resistance	106MΩ Min.

Other	
Soldering Method	Reflow
AEC Q200	No
Packing	Blister (Plastic)Taping [180mm Reel]
Package Quantity	1000Pcs Min.

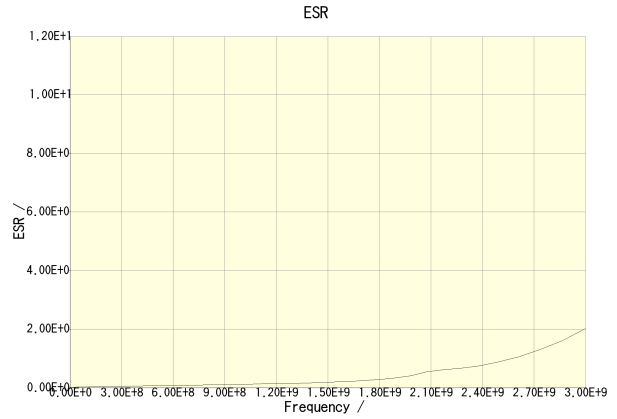
•This PDF document was created based on the data listed on the TDK Corporation website.  
 •All specifications are subject to change without notice.

# C3225X7S2A475M200AB

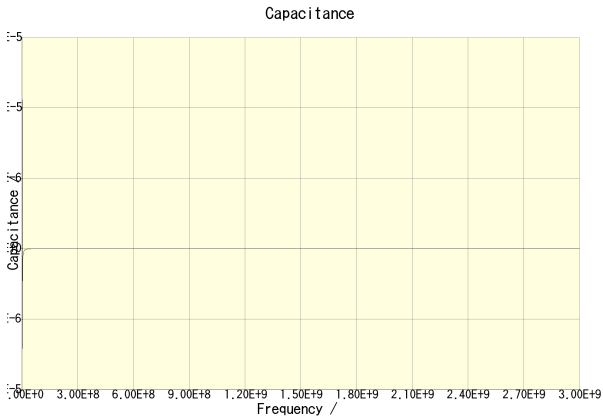
## Characteristic Graphs (This is reference data, and does not guarantee the product's characteristics.)



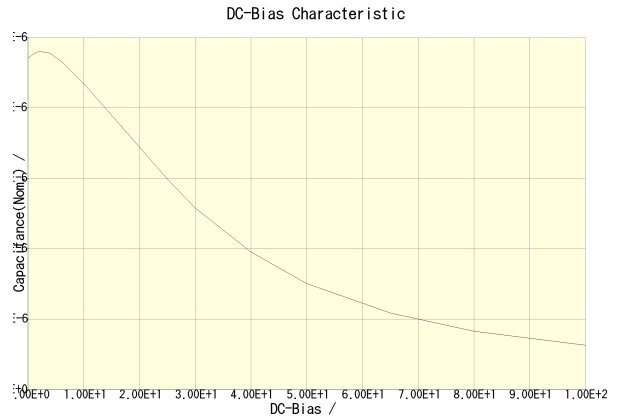
C3225X7S2A475M200AB



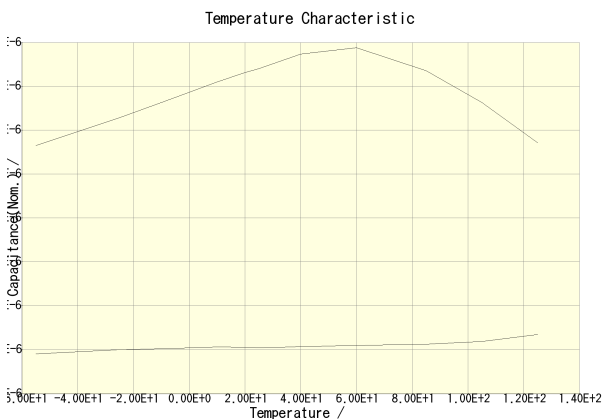
C3225X7S2A475M200AB



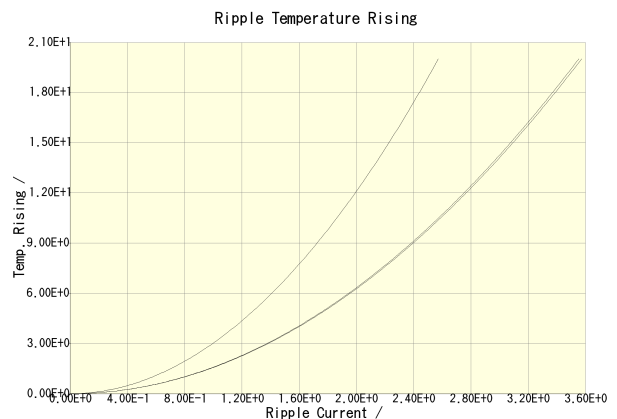
C3225X7S2A475M200AB



C3225X7S2A475M200AB



C3225X7S2A475M200AB(DC Bias = 0V) C3225X7S2A475M200AB(DC Bias = 50V)



C3225X7S2A475M200AB(100kHz) C3225X7S2A475M200AB(500kHz)  
C3225X7S2A475M200AB(1MHz)

•This PDF document was created based on the data listed on the TDK Corporation website.  
•All specifications are subject to change without notice.