

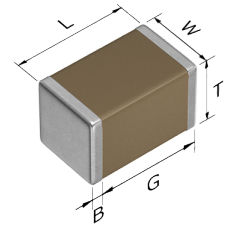
TDK item description C2012X5R1E106KT****

Applications Commercial Grade

Feature General General (Up to 75V)

Series C2012 [EIA 0805]

Status Production



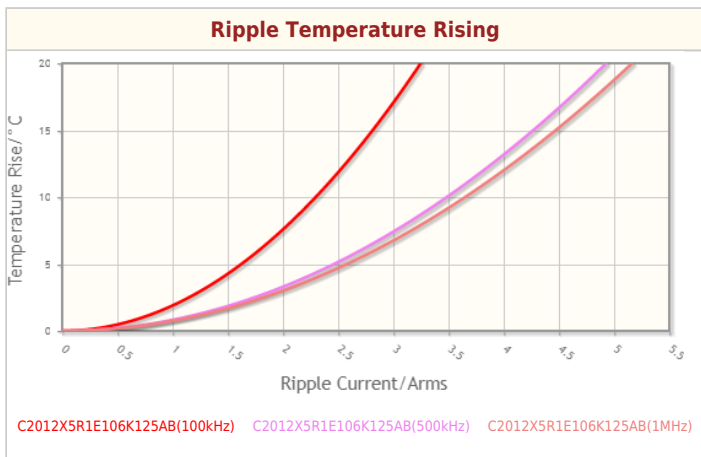
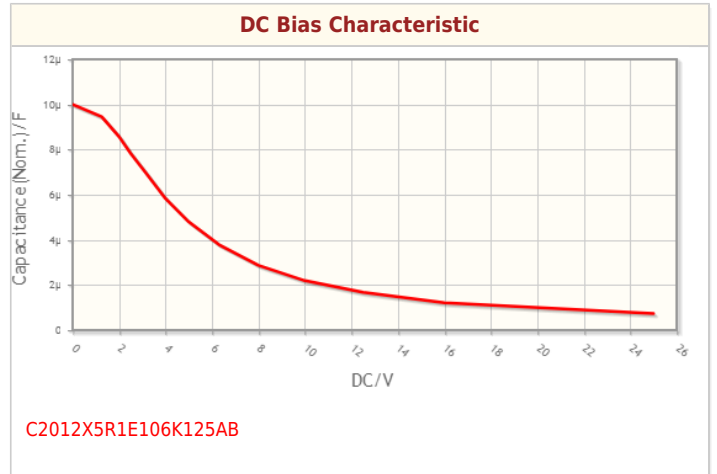
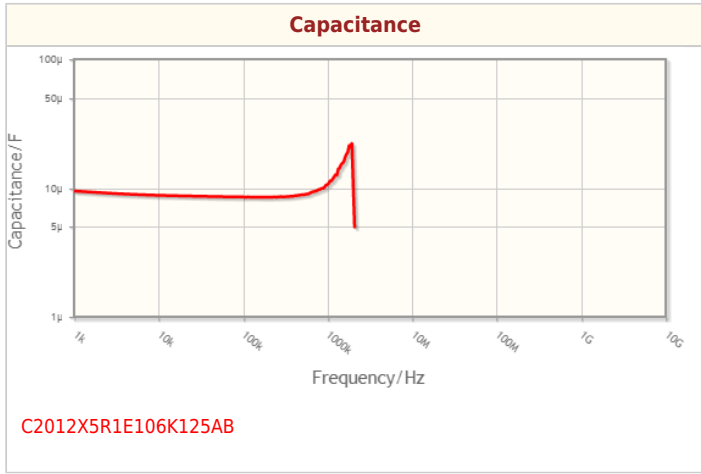
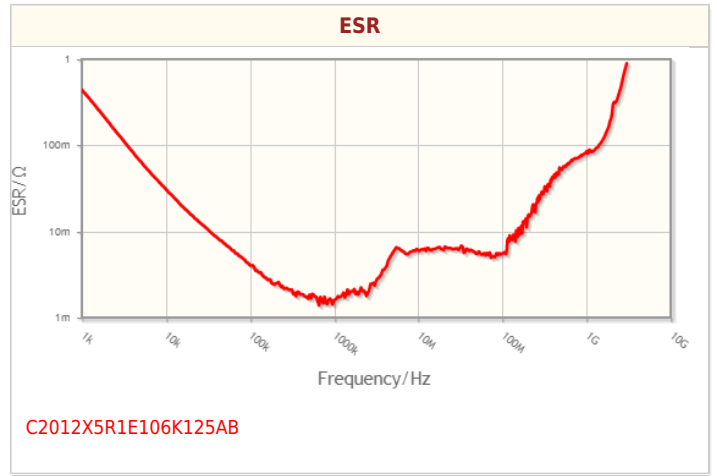
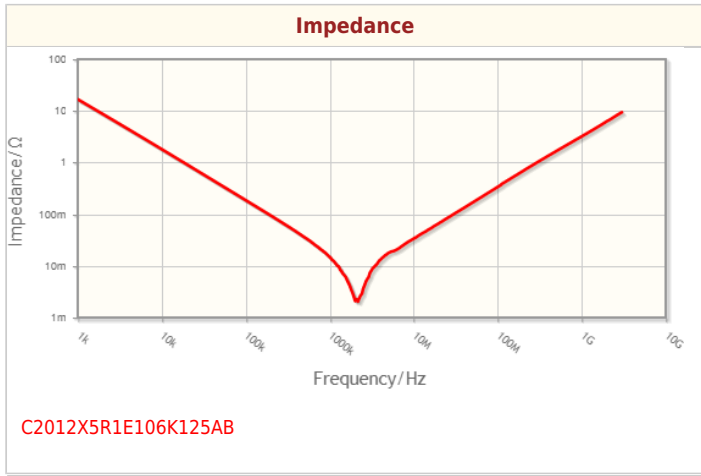
Size	
Length(L)	2.00mm ±0.20mm
Width(W)	1.25mm ±0.20mm
Thickness(T)	1.25mm ±0.20mm
Terminal Width(B)	0.20mm Min.
Terminal Spacing(G)	0.50mm Min.
Recommended Land Pattern (PA)	1.00mm to 1.30mm(Flow Soldering)
	0.90mm to 1.20mm(Reflow Soldering)
Recommended Land Pattern (PB)	1.00mm to 1.20mm(Flow Soldering)
	0.70mm to 0.90mm(Reflow Soldering)
Recommended Land Pattern (PC)	0.80mm to 1.10mm(Flow Soldering)
	0.90mm to 1.20mm(Reflow Soldering)

Electrical Characteristics	
Capacitance	10μF ±10%
Rated Voltage	25VDC
Temperature Characteristic	X5R(±15%)
Dissipation Factor (Max.)	10%
Insulation Resistance (Min.)	50MΩ

Other	
Soldering Method	Wave (Flow)
	Reflow
AEC-Q200	NO
Packing	Embossed (Plastic)Taping [180mm Reel]
Package Quantity	2000pcs

! Images are for reference only and show exemplary products.
! This PDF document was created based on the data listed on the TDK Corporation website.
! All specifications are subject to change without notice.

Characteristic Graphs(This is reference data, and does not guarantee the products characteristics.)



! Images are for reference only and show exemplary products.
! This PDF document was created based on the data listed on the TDK Corporation website.
! All specifications are subject to change without notice.

Associated Images

