







### 229/230 Series 2AG, Slo-Blo® Fuse with Indicating Option



#### Agency Approvals

Agency	Agency File Number	Ampere Range
	E10480	0.250A - 3.5A
	29862	0.250A - 3.5A
	E10480	4A - 7A
	29862	4A - 7A
	229 (Cartridge Form) NBK200405-E10480C NBK110512-E10480A NBK190619-E10480A	1A - 3.5A 4A - 5A 6A - 7A
	230 (Axial Leaded Form) NBK200405-E10480D NBK110512-E10480B NBK190619-E10480B	1A - 3.5A 4A - 5A 6A - 7A
	N/A	0.250A - 7A

#### Electrical Characteristics for Series

% of Ampere Rating	Opening Time
100%	4 hours, Minimum
135%	1 hour, Maximum
200%	3 seconds, Minimum
	20 seconds, Maximum

#### Description

Littelfuse 229/230 series Slo-Blo® Fuses are available in 2AG size cartridge or axial lead form, offer tripped fuse indicating option, and offer features designed to meet rigorous Telecom industry requirements.

229/230 series product ordered with the tripped fuse indicating option show discoloration of the glass body immediately after trip. They offer the same performance characteristics as standard product, and help to reduce time locating the tripped fuse and troubleshooting circuit issues.

The 229/230 series 0.25A - 1.25A range combines conventional overcurrent protection with ability to withstand high current, short duration pulses which complies to short circuit requirements of UL 60950-1/UL 62368-1 for telephone equipment. Insulating sleeve option is also available. Refer to the Surge Withstand Specifications section of this document for additional information.

#### Features

- Available in cartridge and axial lead form, and a wide range of lead forming dimension and packaging options
- Fuses are available for board washable with the additional sealing process (add suffix 'A' to part number)
- In accordance with UL/CSA/NMX Standard 248-14
- Sleeved fuse option available (contact Littelfuse for additional information)
- RoHS compliant and Lead-free
- Tripped fuse indicating option (add suffix 'S' to part number)

#### Additional Information



**Datasheet**  
229 Series



**Resources**  
229 Series



**Samples**  
229 Series



**Accessories**  
229 & 230 Series



**Datasheet**  
230 Series



**Resources**  
230 Series



**Samples**  
230 Series

For recommended fuse accessories for this product series, see ['Recommended Accessories'](#) section.

### Electrical Characteristic Specification by Item

Amp Code	Ampere Rating (A)	Voltage Rating (V)	Interrupting Rating	Nominal Cold Resistance (Ohms)	Nominal Melting I <sup>2</sup> t (A <sup>2</sup> sec)	Agency Approvals					
						UL	RU	PS E	SF	SF	CE
.250	0.25	250	35A@250Vac 10KA@125Vac 10KA@125Vdc 80A@310Vac	2.4300	0.339	x			x		x
.350	0.35	250		1.3100	0.640	x			x		x
.375	0.375	250		1.1685	0.820	x			x		x
.500	0.5	250		0.6935	1.64	x			x		x
.600	0.6	250		0.4805	1.75	x			x		x
.750	0.75	250		0.3430	2.95	x			x		x
.800	0.8	250		0.3060	3.45	x			x		x
001.	1	250		0.2120	5.64	x		x	x		x
1.25	1.25	250		0.1460	16.8	x		x	x		x
015	1.5	250		100A@250Vac 10KA@125Vac 10KA@125Vdc 80A@310Vac	0.1077	20.0	x		x	x	
002.	2	250	0.0698		30.0	x		x	x		x
2.25	2.25	250	0.0567		39.0	x		x	x		x
02.5	2.5	250	0.0502		50.0	x		x	x		x
003.	3	250	0.0383		77.0	x		x	x		x
03.5	3.5	250	100A@250Vac 10KA@125Vac 10KA@125Vdc		0.0312	110.0	x		x	x	
004.	4	125	400A@125Vac 400A@125Vdc	0.0258	148.0		x	x		x	x
005.	5	125		0.0186	267		x	x		x	x
006.	6	125		0.0141	380		x	x		x	x
007.	7	125		0.0116	464		x	x		x	x

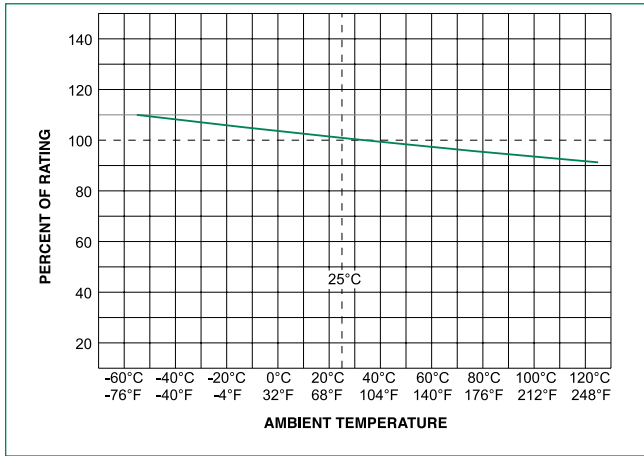
### Surge Withstand Specifications

**Peak Withstand Current(I<sub>p</sub>):** These fuses will withstand 50 repetitions of a double exponential impulse wave having peak currents(I<sub>p</sub>) and peak voltages as listed.

Amp Code	Ampere Rating (A)	Interrupting Rating	Nominal Cold Resistance (Ohms)	Nominal Melting I <sup>2</sup> t (A <sup>2</sup> sec)	10x160 μs 1500V	10x560 μs 800V	10x1000 μs 1000V
.250	0.25	60A@600Vac 40A@600Vac 7A@600Vac 2.2A@600Vac	2.4300	0.339	23.0A	16.6A	12.4A
.350	0.35		1.3100	0.640	34.0A	25.8A	19.3A
.375	0.375		1.1685	0.820	40.0A	25.4A	19.0A
.500	0.5		0.6935	1.64	60.0A	37.7A	28.2A
.600	0.6		0.4805	1.75	71.0A	47.2A	35.3A
.750	0.75		0.3430	2.95	91.0A	65.5A	49.0A
.800	0.8		0.3060	3.45	104.0A	68.9A	51.6A
001.	1		0.2120	5.64	130A	88.6A	66.3A
1.25	1.25*		0.1460	16.8	162.0A	118.1A	100.0A

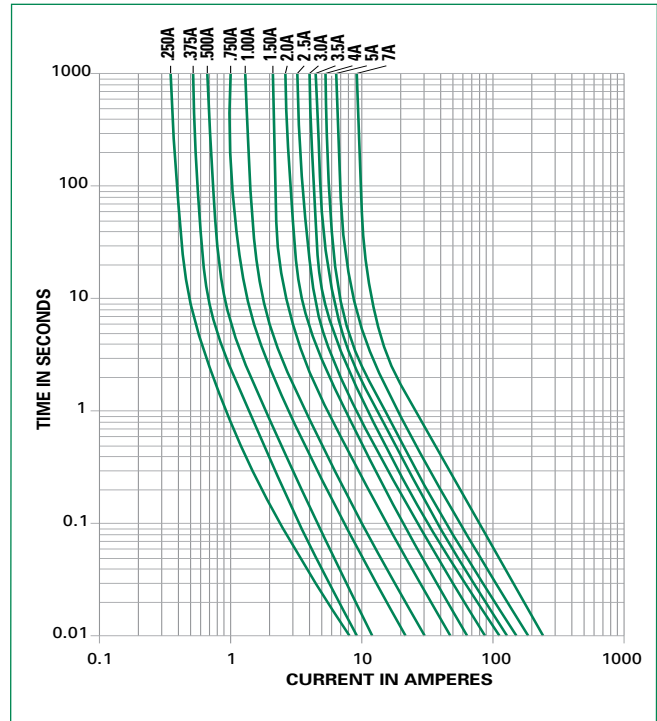
\* 500A peak, 2500V, 2x10 microseconds, 20 repetitions

### Temperature Re-rating Curve

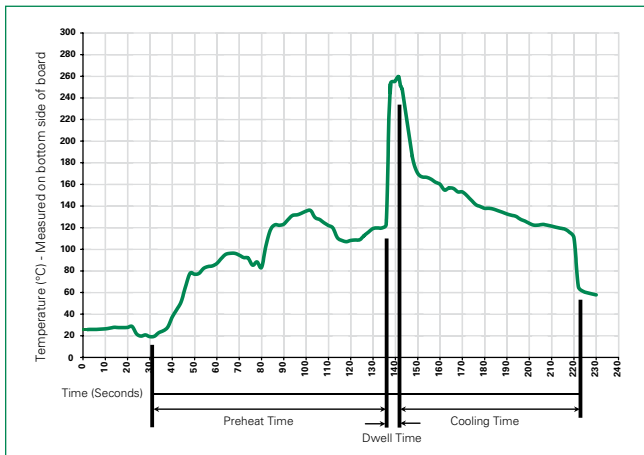


**Note:**  
Derating depicted in this curve is in addition to the industry practice derating of 25% for continuous operation.

### Average Time Current Curves



### Soldering Parameters - Wave Soldering



### Recommended Process Parameters:

Wave Parameter	Lead-Free Recommendation
Preheat: (Depends on Flux Activation Temperature)	(Typical Industry Recommendation)
Temperature Minimum:	100°C
Temperature Maximum:	150°C
Preheat Time:	60-180 seconds
Solder Pot Temperature:	260° C Maximum
Solder Dwell Time:	2-5 seconds

### Recommended Hand-Solder Parameters:

Solder Iron Temperature: 350°C +/- 5°C

Heating Time: 5 seconds max.

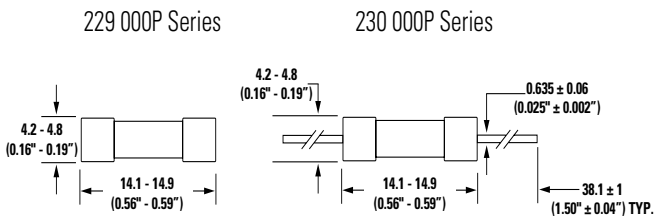
**Note:** These devices are not recommended for IR or Convection Reflow process.

### Product Characteristics

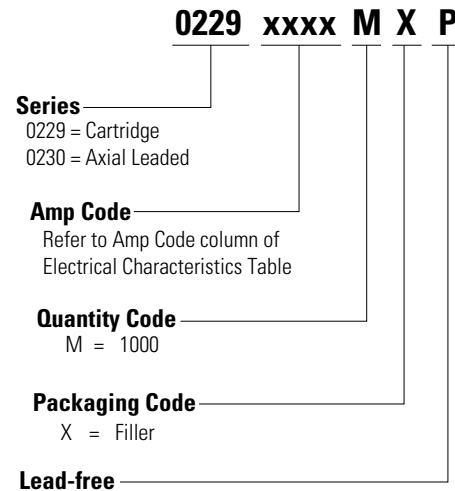
<b>Materials</b>	Body: Glass Cap: Nickel-plated brass Leads: Tin-plated Copper
<b>Terminal Strength</b>	MIL-STD-202, Method 211, Test Condition A
<b>Solderability</b>	MIL-STD-202 method 208
<b>Product Marking</b>	Cap1: Brand logo, current and voltage ratings Cap2: Series and agency approval marks

<b>Operating Temperature</b>	-55°C to +125°C
<b>Thermal Shock</b>	MIL-STD-202, Method 107, Test Condition B: (5 cycles - -65°C to 125°C)
<b>Vibration</b>	MIL-STD-202, Method 201
<b>Humidity</b>	MIL-STD-202, Method 103, Test Condition A: High RH (95%) and Elevated temperature (40°C) for 240 hours
<b>Salt Spray</b>	MIL-STD-202, Method 101, Test Condition B

### Dimensions



### Part Numbering System



### Recommended Accessories

Accessory Type	Series	Description	Max Application Voltage	Max Application Amperage
Holder	<a href="#">245</a>	Panel Mount Shock-Safe Fuseholder	300	10
	<a href="#">150</a>	In-Line Fuseholder	350	10
	<a href="#">286</a>	Panel Mount Flip-Top Shock-Safe Fuseholder	250	10
Block	<a href="#">254</a>	OMNI-BLOK® Fuse Block	400	10
Clip	<a href="#">111</a>	PC Board Mount Fuse Clip	250	10

**Notes:**

- Do not use in applications above rating.
- Please refer to fuseholder data sheet for specific re-rating information.
- Please contact factory for applications greater than the max voltage and amperage shown.

### Packaging

Packaging Option	Packaging Specification	Quantity	Quantity & Packaging Code	Taping Width
<b>229 Series</b>				
Bulk	N/A	5	VX	N/A
Bulk	N/A	5	VXS	N/A
Bulk	N/A	100	HX	N/A

### Packaging

Packaging Option	Packaging Specification	Quantity	Quantity & Packaging Code	Taping Width
<b>229 Series (cont.)</b>				
Bulk	N/A	100	HXS	N/A
Bulk	N/A	1000	MX	N/A
Bulk	N/A	1000	MXS	N/A
<b>230 Series</b>				
Bulk	N/A	5	VX	N/A
Bulk	N/A	5	VXS	N/A
Bulk	N/A	100	HX	N/A
Bulk	N/A	100	HXS	N/A
Bulk	N/A	1000	MX	N/A
Bulk	N/A	1000	MXE	N/A
Bulk	N/A	1000	MXF1	N/A
Bulk	N/A	1000	MXF16	N/A
Bulk	N/A	1000	MXF16O	N/A
Bulk	N/A	1000	MXF17	N/A
Bulk	N/A	1000	MXF17O	N/A
Bulk	N/A	1000	MXF23	N/A
Bulk	N/A	1000	MXF23O	N/A
Bulk	N/A	1000	MXF32	N/A
Bulk	N/A	1000	MXO	N/A
Bulk	N/A	1000	MXS	N/A
Reel and Tape	EIA 296-E	1500	DRT2	T2=63mm (2.500")
Reel and Tape	EIA 296-E	1500	DRT2S	T2=63mm (2.500")
Reel and Tape	EIA 296-E	1500	DRT4	N/A
Reel and Tape	EIA 296-E	2500	ERT2	T2=63mm (2.500")
Reel and Tape	EIA 296-E	2500	ERT2S	T2=63mm (2.500")
Reel and Tape	EIA 296-E	1000	MRT1E	T1=53mm (2.087")
Reel and Tape	EIA 296-E	1500	DAT1	T1=53mm (2.087")
Reel and Tape	EIA 296-E	1500	DAT1O	T1=53mm (2.087")
Reel and Tape	EIA 296-E	1500	DRT1	T1=53mm (2.087")
Reel and Tape	EIA 296-E	1500	DRT1S	T1=53mm (2.087")
Reel and Tape	EIA 296-E	1500	DRT1SS	T1=53mm (2.087")
Reel and Tape	EIA 296-E	1500	DRT3	T3=73mm (2.874")
Reel and Tape	EIA 296-E	1500	DRT3S	T3=73mm (2.874")
Reel and Tape	EIA 296-E	2500	ERT1	T1=53mm (2.087")
Reel and Tape	EIA 296-E	2500	ERT1S	T1=53mm (2.087")
Reel and Tape	EIA 296-E	2500	ERT3	T3=73mm (2.874")
Reel and Tape	EIA 296-E	2500	ERT3S	T3=73mm (2.874")

**Disclaimer Notice** - Littelfuse products are not designed for, and shall not be used for, any purpose (including, without limitation, automotive, military, aerospace, medical, life-saving, life-sustaining or nuclear facility applications, devices intended for surgical implant into the body, or any other application in which the failure or lack of desired operation of the product may result in personal injury, death, or property damage) other than those expressly set forth in applicable Littelfuse product documentation. Warranties granted by Littelfuse shall be deemed void for products used for any purpose not expressly set forth in applicable Littelfuse documentation. Littelfuse shall not be liable for any claims or damages arising out of products used in applications not expressly intended by Littelfuse as set forth in applicable Littelfuse documentation. The sale and use of Littelfuse products is subject to Littelfuse Terms and Conditions of Sale, unless otherwise agreed by Littelfuse. Information furnished is believed to be accurate and reliable. However, users should independently evaluate the suitability of and test each product selected for their own applications. Littelfuse products are not designed for, and may not be used in, all applications. Read complete Disclaimer Notice at [www.littelfuse.com/disclaimer-electronics](http://www.littelfuse.com/disclaimer-electronics).

# Mouser Electronics

Authorized Distributor

Click to View Pricing, Inventory, Delivery & Lifecycle Information:

[Littelfuse:](#)

[0229.500MXSP](#) [0230.500DRT1SP](#) [0230.250DRT1P](#) [0230.250DRT3SP](#) [0230005.MXSP](#) [0230003.HXP](#)  
[0229004.MXSP](#) [0229006.HXSP](#) [0230.600DRT2P](#) [0230007.HXSP](#) [02302.25HXP](#) [0230001.DRT3P](#) [0229.375HXP](#)  
[0230.250DRT3P](#) [023001.5HXSP](#) [023003.5MXP](#) [02301.25DRT2SP](#) [022902.5MXSP](#) [0230.375DRT2SP](#)  
[0230002.DRT2SP](#) [0230003.DRT3P](#) [0230005.HXSP](#) [0229.750MXP](#) [0229001.HXP](#) [0229002.MXSP](#) [022901.5HXSP](#)  
[0230.375MXP](#) [0230.500DRT1P](#) [0229005.MXSP](#) [0230001.HXP](#) [0230004.DRT3SP](#) [0230006.DRT1SP](#)  
[0229.750MXSP](#) [022901.5MXP](#) [023002.5DRT3P](#) [023003.5DRT3SP](#) [0229003.MXSP](#) [0229005.MXP](#) [0230.600HXSP](#)  
[0229.250HXP](#) [0230.375DRT3SP](#) [0229001.HXSP](#) [023002.5MXP](#) [02291.25MXSP](#) [0230.600DRT1SP](#)  
[0230002.DRT3SP](#) [0230002.HXP](#) [023001.5DRT3SP](#) [0230001.DRT2SP](#) [02301.25MXP](#) [02302.25DRT3P](#)  
[02302.25HXSP](#) [022901.5HXP](#) [02292.25HXP](#) [0230002.MXSP](#) [0230.350DRT3P](#) [023003.5DRT1P](#) [0230.600HXP](#)  
[0229.600HXP](#) [0230005.DRT2P](#) [0230001.HXSP](#) [0230007.DRT1P](#) [0230.375DRT1SP](#) [02301.25HXP](#) [02301.25MXSP](#)  
[0229005.HXP](#) [0230005.HXP](#) [0230.750DRT2SP](#) [0229.750HXSP](#) [0229003.MXP](#) [0229004.HXSP](#) [0230.250MXP](#)  
[0230.350DRT1P](#) [023002.5DRT1SP](#) [0229005.HXSP](#) [0230.750DRT1P](#) [0230002.MXP](#) [0230007.DRT3SP](#)  
[023001.5DRT1SP](#) [023002.5HXP](#) [0230.350HXP](#) [0230004.DRT2P](#) [0230.375HXP](#) [0229004.MXP](#) [0230001.DRT2P](#)  
[0230004.HXSP](#) [0230.375MXSP](#) [0230004.DRT3P](#) [0230006.DRT3SP](#) [0230002.DRT2P](#) [023003.5DRT2P](#)  
[0230002.DRT3P](#) [023002.5DRT2P](#) [02302.25DRT2SP](#) [0229.350MXP](#) [02292.25MXSP](#) [0230001.DRT1SP](#)  
[023001.5DRT2SP](#) [0230.375DRT3P](#) [0229.350HXSP](#)