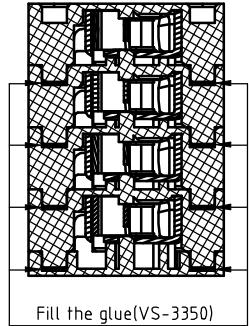
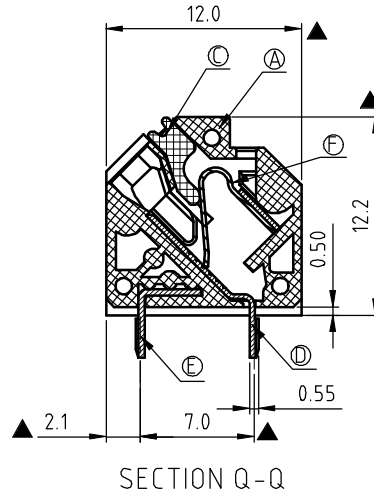
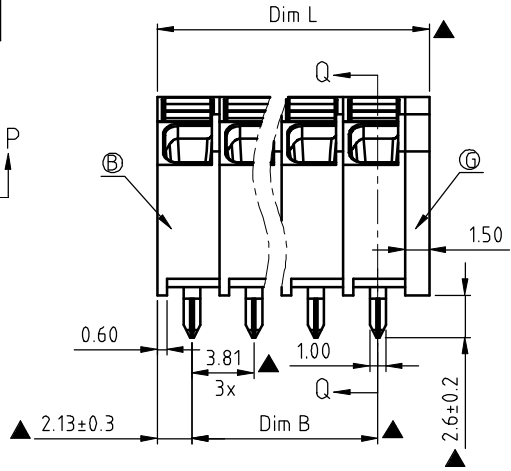
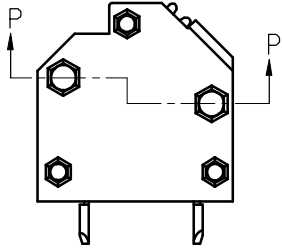
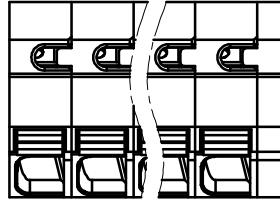
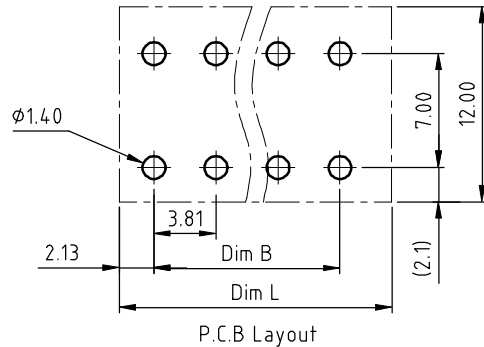
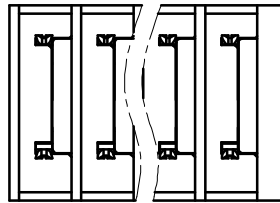


N=Number of poles
 Dim L=(N×3.81)+1.5
 Dim B=(N-1)×3.81

POLES	Dim L	Dim B
1p	±0.10	—
2-6p	±0.15	±0.15
7-12p	±0.20	±0.20
13-18p	±0.30	±0.30
19-24p	±0.40	±0.40



SECTION P-P



P.C.B Layout

REV	SIGN	DATE	DESCRIPTION	APPROVER
THIS IS CAD DRAWING, DO NOT REVISE MANUALLY!!!				

- Material:
- Item ① Terminal body: PA4T 30%GF (UL94V-0), Black
 - Item ② Terminal side body: PA4T 30%GF (UL94V-0), Black
 - Item ③ Terminal lever: PA4T 30%GF (UL94V-0), Beige color
 - Item ④ Long Terminal : C70250. Matte Tin Plated over Nickel plated.
 - Item ⑤ Short Terminal : PhBz C5210, Matte Tin Plated over Nickel plated.
 - Item ⑥ Spring clamp : Stainless steel
 - Item ⑦ Terminal cover: PA4T 30%GF (UL94V-0), Black

- Electrical: UL 1059 Group B VDE(DIN EN 60998-2-2)
- Voltage rating: 300 V 130 V
 - Current rating: 10A 9A
 - Wire range:
 - Solid wire: 16-26 AWG 0,2-1,5mm²
 - Stranded wire: 16-26 AWG 0,2-1,5mm²
 - Wire strip length: 8-9 mm
 - Withstanding Voltage: 1.6 KV 1.25 KV
 - Operating temperature: -40°C to +115°C
 - Reflow solder temperature: 260 °C, 10 sec Max.
 - RoHS Compatible
 - Critical dimension: ▲
 - Safety Approval:

PART NO.: **NI xx 3A 0 x x x x x G**

No. of poles 0
 End Stackable
 01 1 poles
 02 2 poles
 ...
 24 24 poles

Body Color
 Black (RAL9005)

RoHS compliant
 (lead<4%)
 In copper Alloy

00000: "@ Logo
 0000A: "ANYTEK" Logo
 Any special item by
 customer request.
 please contact sales
 department.

Amphenol ANYTEK				CUSTOMER COPY	
ALL RIGHTS RESERVED. REPRODUCTION OR ISSUE TO THIRD PARTIES IN ANY FORM WHATSOEVER IS NOT PERMITTED WITHOUT WRITTEN AUTHORITY FROM THE PROPRIETOR. PROPERTY OF ANYTEK TECHNOLOGY CO., LTD					
TITLE	NI 3.81mm Series THR type				
PART NO.	NIxx3A0xxxxxG		DWG NO.	8NI0040	
APPROVED	CHECKED	DESIGNED	DRAWN	CUST NO.	Tolerance
		ChenBo 2017/9/12	ChenBo 2017/6/19	 SHEET: 01/01	X. ±0.50
					UNIT: mm
				SCALE: NONE	X.XX ±0.10
				REV.: A0	X° ±1°