

THIS DRAWING IS UNPUBLISHED. RELEASED FOR PUBLICATION
 © COPYRIGHT - By - ALL RIGHTS RESERVED.

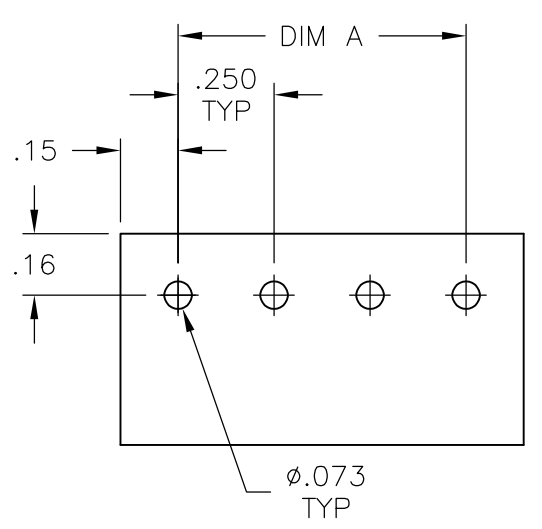
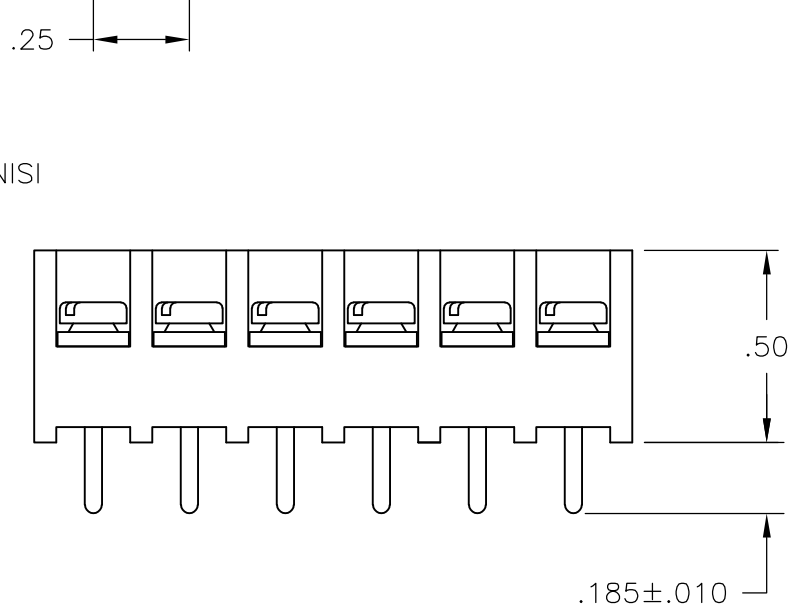
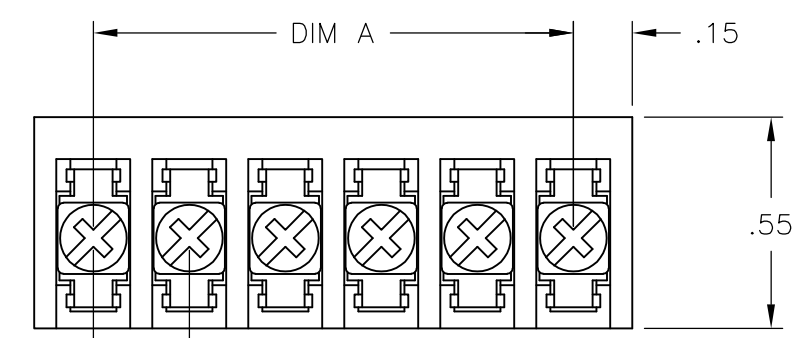
LOC	DIST	REVISIONS					
FT	0	P	LTR	DESCRIPTION	DATE	DWN	APVD
			F1	WIRE SIZE CORRECTION	05MAR2015	CR	PS

MATERIAL:
 HOUSING: THERMOPLASTIC, UL94V-0, BLACK.
 TERMINAL: M3 THREAD, BRIGHT TIN PLATED, COPPER ALLOY.
 SCREWS: M3 THREAD ZINC PLATED STEEL, EXCEPT WHERE OTHERWISE NOTED.

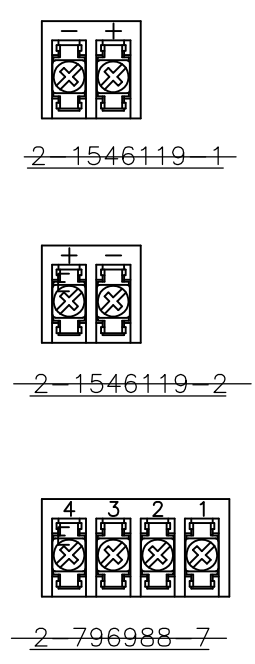
ELECTRICAL:
 RATED CURRENT: 10A.
 OPERATING VOLTAGE: 300V.
 WIRE RANGE: 18-22 AWG.

MECHANICAL:
 PITCH (TERMINAL SPACING): .250"
 OPERATING TEMP.: 120°C MAX.

- ① SEE FIGURE.
- ② M3 SCREWS, ZINC PLATED STEEL AND M3 THREADED TERMINAL.
- 3 RUNNING TORQUE: 4 IN-LB MAX.
- ④ OBSOLETE PARTS: OBSOLETE CIS STREAMLINING PER D.RENAUD/D.SINISI
- ⑤ PRELIMINARY PART NUMBER



RECOMMENDED PCB LAYOUT



⑤	.25	2	3PCV-02-006-SPL	796597-3
	7.25	30	3PCV-30-006	4-1546119-3
	7.00	29	3PCV-29-006	2-1546533-9
	6.75	28	3PCV-28-006	2-1546533-8
	6.50	27	3PCV-27-006	2-1546533-7
	6.25	26	3PCV-26-006	4-1546119-2
	6.00	25	3PCV-25-006	2-1546533-5
	5.75	24	3PCV-24-006	4-1546119-1
	5.50	23	3PCV-23-006	2-1546533-3
	5.25	22	3PCV-22-006	3-1546119-9
	5.00	21	3PCV-21-006	2-1546533-1
②	4.75	20	3PCV-20-308	796597-2
	4.75	20	3PCV-20-006	796597-1
	4.50	19	3PCV-19-006	1-1546533-9
	4.25	18	3PCV-18-006	3-1546119-7
	4.00	17	3PCV-17-006	3-1546119-6
	3.75	16	3PCV-16-006	7-1437646-8
	3.50	15	3PCV-15-006	7-1437646-5
	3.25	14	3PCV-14-006	7-1437646-3
	3.00	13	3PCV-13-006	3-1546119-2
	2.75	12	3PCV-12-006	6-1437646-7
	2.50	11	3PCV-11-006	2-1546119-9
	2.25	10	3PCV-10-006	6-1437646-2
	2.00	9	3PCV-09-006	5-1437646-9
	1.75	8	3PCV-08-006	5-1437646-7
	1.50	7	3PCV-07-006	5-1437646-4
	1.25	6	3PCV-06-006	5-1437646-0
	1.00	5	3PCV-05-006	4-1437646-5
④①	.75	4	3PCV-04-006-SPL	2-796988-7
	.75	4	3PCV-04-006	4-1437646-2
	.50	3	3PCV-03-006	3-1437646-9
④①	.25	2	3PCV-02-297	2-1546119-2
④①	.25	2	3PCV-02-296	2-1546119-1
	.25	2	3PCV-02-006	3-1437646-3

④① OBSOLETE
 ④① OBSOLETE
 ④① OBSOLETE

THIS DRAWING IS A CONTROLLED DOCUMENT.		DWN	S SCHLEGEL	24MAR03	STE TE Connectivity			
DIMENSIONS: INCHES		CHK	S YODER	3/24/03				
TOLERANCES UNLESS OTHERWISE SPECIFIED:		APVD	S YODER	3/24/03				
0 PLC ± - 1 PLC ± - 2 PLC ± .02 3 PLC ± .010 4 PLC ± - ANGLES ± -		NAME		3PCV-XX-006 ASSEMBLY				
MATERIAL	FINISH	PRODUCT SPEC	APPLICATION SPEC		SIZE	CAGE CODE	DRAWING NO	RESTRICTED TO
-	-	-	-		A3	00779	C-4-1437646-2	-
CUSTOMER DRAWING				SCALE	NTS	SHEET	1 OF 1	REV
								F1

Mouser Electronics

Authorized Distributor

Click to View Pricing, Inventory, Delivery & Lifecycle Information:

[TE Connectivity:](#)

[3PCV-08-006](#)