


MLF2012A1R8KT000



<b>Applications</b>	Commercial Grade
<b>Feature</b>	<p> No Directivity</p> <p> Multilayer</p> <p> Magnetic Shield</p> <p> Ferrite Core</p>
<b>Series   Type</b>	MLF
<b>Status</b>	Production
<b>Brand</b>	TDK



Size	
Length(L)	2.00mm ±0.20mm
Width(W)	1.25mm ±0.20mm
Thickness   Height	0.85mm ±0.20mm
Recommended Land Pattern (A)	0.80mm Nom.
Recommended Land Pattern (B)	1.00mm Nom.
Recommended Land Pattern (C)	1.20mm Nom.

Electrical Characteristics	
Inductance	1.8µH ±10% at 10MHz
Rated Current (L Change) [Typ.]	
Rated Current (L Change) [Max.]	80mA
Rated Current (Temperature Rise) [Typ.]	
Rated Current (Temperature Rise) [Max.]	
DC Resistance [Typ.]	200mΩ
DC Resistance [Max.]	450mΩ
Rated Voltage [Max.]	
Self Resonant Frequency [Min.]	90MHz
Self Resonant Frequency [Typ.]	130MHz
Q [Min.]	45 at 10MHz
Q [Typ.]	60 at 10MHz

Other	
Operating Temp. Range (Including Self-Temp. Rise)	-55 to 125°C
Soldering Method	Reflow Iron Soldering
AEC-Q200	NO
Packing	Punched (Paper)Taping [180mm Reel]

! Images are for reference only and show exemplary products.  
! This PDF document was created based on the data listed on the TDK Corporation website.  
! All specifications are subject to change without notice.

MLF2012A1R8KT000



---

Package Quantity	4000pcs
Weight	0.01g

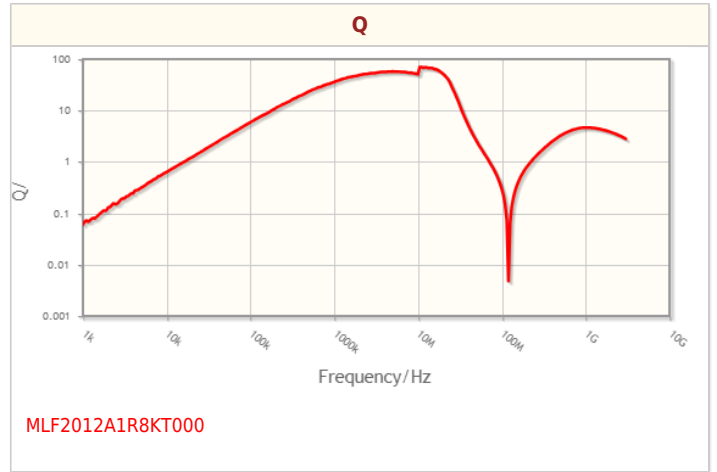
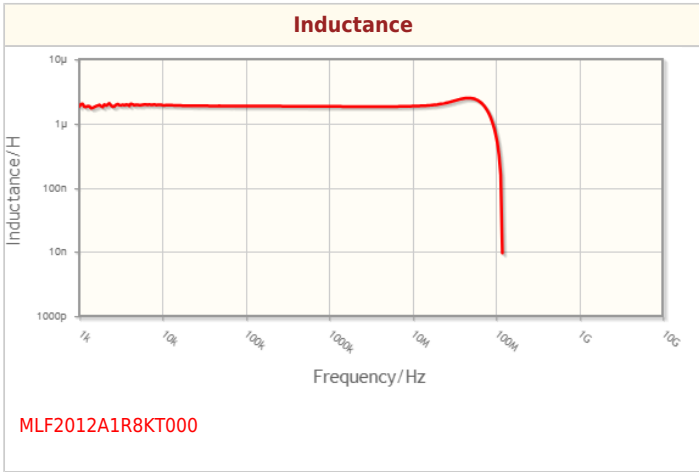
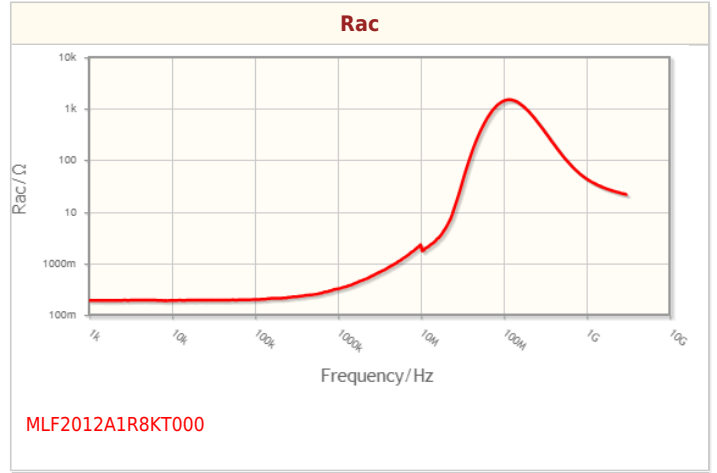
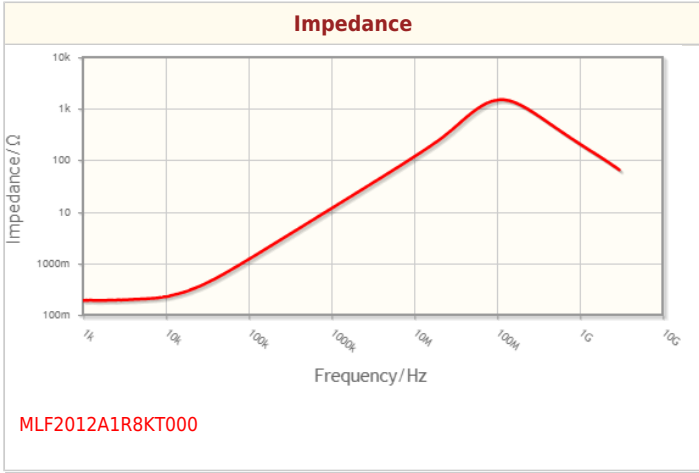
---

! Images are for reference only and show exemplary products.  
! This PDF document was created based on the data listed on the TDK Corporation website.  
! All specifications are subject to change without notice.

MLF2012A1R8KT000



Characteristic Graphs(This is reference data, and does not guarantee the products characteristics.)



! Images are for reference only and show exemplary products.  
! This PDF document was created based on the data listed on the TDK Corporation website.  
! All specifications are subject to change without notice.

MLF2012A1R8KT000



## Associated Images

