

Hybrid Conductive Polymer Type / Surface Mount Type

RoHS compliance

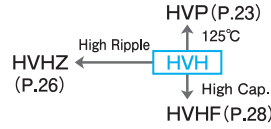
HVH Series

105°C

High Voltage, Long Life



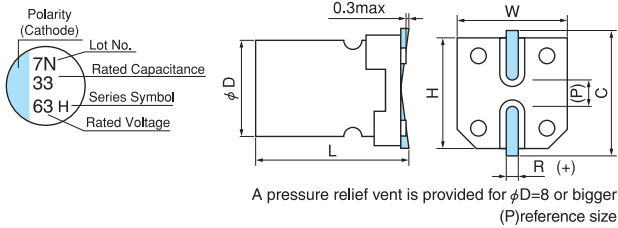
- 105°C, 4,000 to 10,000hours
- Solvent proof (within 2 minutes)



Specifications

Items	Condition	Specifications										
Rated voltage (V)	—	16	25	35	40	50	63	80	100	125		
Surge voltage (V)	Room temperature	20	32	44	50	63	79	100	125	157		
Category temperature range (°C)	—	-55 to +105										
Capacitance tolerance (%)	120Hz/20°C	M : ±20										
Dissipation Factor (tan δ)	tanδ (max) 120Hz/20°C	0.16										
Leakage current (LC)	μA/after 2minutes (max)	≤ 63V		The greater value of either 0.01CV or 3								
		80V ≤		The greater value of either 0.05CV or 100								
Endurance	105°C rated voltage applied (With the rated ripple current)	Test	16V	φ6.3 : 4,000hours, D≥φ8 : 7,000hours								
			25V ≤	φ6.3×6.0, φ6.3×7.7 : 5,000hours, D≥φ8 : 10,000hours								
		ΔC/C	Within ±30% of the initial value									
		tan δ	Less than 200% of the specified value									
		ESR	Less than 200% of the specified value									
		LC	Less than the specified value									

Marking, Dimensions



D*0.5max	L±0.3	W±0.2	H±0.2	C±0.2	R	P
6.3	6.0	6.6	6.6	7.3	0.5 to 0.8	2.2
6.3	7.7	6.6	6.6	7.3	0.5 to 0.8	2.2
8	10.5	8.3	8.3	9.0	0.7 to 1.0	3.2
10	10.5	10.3	10.3	11.0	1.0 to 1.4	4.6
10	12.5	10.3	10.3	11.0	1.0 to 1.4	4.6

(Unit : mm)

Size, ESR, Rated Ripple Current

μF \ V	16	25	35	40	50
10					6.3×6.0 ★ 120 980 6.3×7.7 80 1200 6.3×7.7 80 1200
15					
18				6.3×6.0 110 1030	
27			6.3×6.0 100 1080	6.3×7.7 70 1250	
33					8×10.5 35 1670
47		6.3×6.0 60 1270	6.3×7.7 60 1300		
56				8×10.5 32 1750	
68		6.3×7.7 45 1400			10×10.5 25 2320
82	6.3×6.0 55 1380				10×12.5 19 2650
100			8×10.5 30 1800	10×10.5 24 2400	
120	6.3×7.7 40 1500			10×12.5 18 2750	
150		8×10.5 27 1900	10×10.5 23 2470		
220			10×12.5 17 2830		
270	8×10.5 26 2000	10×10.5 22 2530			
330		10×12.5 16 2900			
470	10×10.5 21 2600				
560	10×12.5 15 3000				

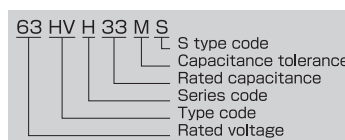
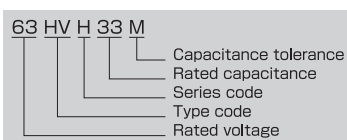
μF \ V	63	80	100	125
6.8	6.3×6.0 150 960			
10	6.3×7.7 100 1060		10×10.5 80 1450	10×10.5 90 1250
12		10×10.5 70 1600	10×10.5 80 1450	
15		10×10.5 70 1600	10×12.5 60 1660	
18		10×12.5 50 1830		
22	8×10.5 40 1560			
33	8×10.5 ★ 40 1560 10×10.5 30 2100			
47	10×10.5 30 2100			
56	10×12.5 22 2400			

Please refer to page 19 for ripple current frequency coefficients.
★ S type

Case size: φD×L (mm)

Rated ripple current
mArms (100kHz, 105°C)

Part number



ESR (mΩ)
max at 100kHz, 20°C