

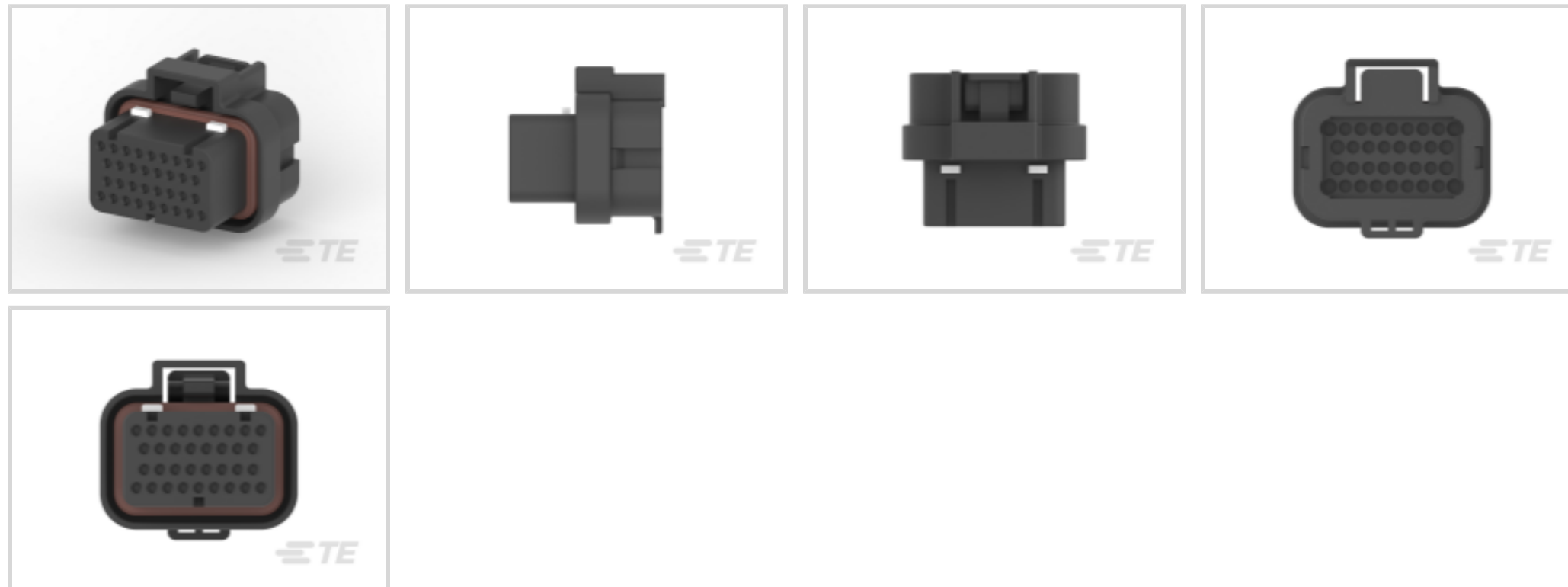


SUPERSEAL 1.0mm

SUPERSEAL 1.0mm, Housing for female terminals, Wire-to-Board / Wire-to-Device, 34 Position, Sealable, Black

[View on TE.com >](#)

Connectors > Automotive, Truck, Bus, & Off-Road Connectors > Connector Housings > SUPERSEAL 1.0 HOUSINGS



Connector Style: **Housing for female terminals**
 Mating Pin Diameter: **1 mm [.039 in]**
 Connector System: **Wire-to-Board, Wire-to-Device**
 Number of Positions: **34**
 Centerline (Pitch): **3 mm [.118 in]**

[All SUPERSEAL 1.0 HOUSINGS \(10\)](#)

Features

Product Type Features

Connector Style	Housing for female terminals
Connector System	Wire-to-Board, Wire-to-Device
Sealable	Yes
Hybrid Connector	No
Primary Locking Feature	Integrated in Housing
Strain Relief	No
Row-to-Row Spacing	3.5 mm, 4 mm [.138 in][.157 in]

Configuration Features

Number of Positions	34
Number of Rows	4

Electrical Characteristics

Nominal Voltage Architecture	12 V, 24 V, 42 V, 48 V, 80 V, 90 V, 125 V, 240 V
Operating Voltage	250 VDC

Body Features

Cable Exit Angle	180°
Body Material	PBT GF
Color	Black

Contact Features

Mating Pin Diameter	1 mm[.039 in]
---------------------	---------------

Mechanical Attachment

Terminal Position Assurance	Yes
Mounting Feature	Without
Polarized	Yes

Housing Features

Centerline (Pitch)	3 mm[.118 in]
--------------------	---------------

Dimensions

Height	34.55 mm[1.36 in]
Length	32.15 mm[1.266 in]
Width	38.2 mm[1.504 in]

Usage Conditions

Operating Temperature Range	-40 – 125 °C[-40 – 257 °F]
-----------------------------	----------------------------

Industry Standards

Degree of Protection	JIS D0203
UL Flammability Rating	UL 94V-2

Packaging Features

Packaging Method	Box
------------------	-----

Other

Serviceable	Yes
Connector Position Assurance Capable	No

Product Compliance

[For compliance documentation, visit the product page on TE.com>](#)

EU RoHS Directive 2011/65/EU	Compliant
EU ELV Directive 2000/53/EC	Compliant



China RoHS 2 Directive MIIT Order No 32, 2016	No Restricted Materials Above Threshold
EU REACH Regulation (EC) No. 1907/2006	Current ECHA Candidate List: JAN 2019 (197) Candidate List Declared Against: JUL 2017 (174)
Halogen Content	Not Low Halogen - contains Br or Cl > 900 ppm.
Solder Process Capability	Not applicable for solder process capability

Product Compliance Disclaimer

This information is provided based on reasonable inquiry of our suppliers and represents our current actual knowledge based on the information they provided. This information is subject to change. The part numbers that TE has identified as EU RoHS compliant have a maximum concentration of 0.1% by weight in homogenous materials for lead, hexavalent chromium, mercury, PBB, PBDE, DBP, BBP, DEHP, DIBP, and 0.01% for cadmium, or qualify for an exemption to these limits as defined in the Annexes of Directive 2011/65/EU (RoHS2). Finished electrical and electronic equipment products will be CE marked as required by Directive 2011/65/EU. Components may not be CE marked. Additionally, the part numbers that TE has identified as EU ELV compliant have a maximum concentration of 0.1% by weight in homogenous materials for lead, hexavalent chromium, and mercury, and 0.01% for cadmium, or qualify for an exemption to these limits as defined in the Annexes of Directive 2000/53/EC (ELV). Regarding the REACH Regulations, TE's information on SVHC in articles for this part number is still based on the European Chemical Agency (ECHA) 'Guidance on requirements for substances in articles' (Version: 2, April 2011), applying the 0.1% weight on weight concentration threshold at the finished product level. TE is aware of the European Court of Justice ruling of September 10th, 2015 also known as O5A (Once An Article Always An Article) stating that, in case of 'complex object', the threshold for a SVHC must be applied to both the product as a whole and simultaneously to each of the articles forming part of its composition. TE has evaluated this ruling based on the new ECHA "Guidance on requirements for substances in articles" (June 2017, version 4.0) and will be updating its statements accordingly.

Compatible Parts

 <p>TE Part # 3-1447221-4 S/S CONN REC CONTACT ASSEMBLY</p>	 <p>TE Part # 3-1447221-3 S/S CONN REC CONTACT ASSEMBLY</p>	 <p>TE Part # 6437288-5 SUPER SEAL 60POS CAP ASSY GOLD</p>	 <p>TE Part # 6437288-1 SUPER SEAL 34POS CAP ASSY</p>
 <p>TE Part # 2-6437285-5 SUPER SEAL 34POS CAP ASSY H AU</p>	 <p>TE Part # 6437288-3 SUPER SEAL 60POS CAP ASSY H AU</p>	 <p>TE Part # 2-6447232-3 SUPER SEAL 34POS CAP ASSY V AU</p>	


Also in the Series | SUPERSEAL 1.0mm



Automotive Seals & Cavity Plugs(1)



Automotive, Truck, Bus, & Off-Road Headers(23)



Automotive, Truck, Bus, & Off-Road Housings(10)

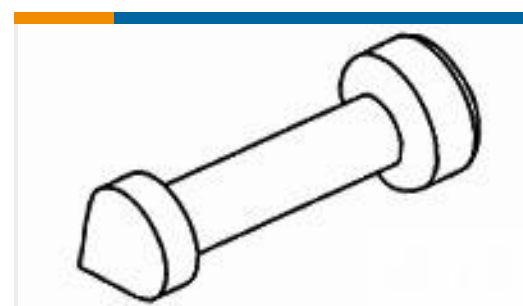


Automotive, Truck, Bus, & Off-Road Terminals(5)

Customers Also Bought



TE Part #770678-1
SEAL PLUG, AMPSEAL



TE Part #4-1437284-3
CVTY PLUG, SUPERSEAL,
CVTY DIA, 2.4

Documents

Product Drawings

[3900113-3421=3900113-3421](#)

English

[3900113-3421=3900113-3421](#)

English

CAD Files

[3D PDF](#)

3D

Customer View Model

[ENG_CVM_CVM_4-1437290-0_O.2d_dxf.zip](#)

English

Customer View Model

[ENG_CVM_CVM_4-1437290-0_O.3d_igs.zip](#)

English

Customer View Model

[ENG_CVM_CVM_4-1437290-0_O.3d_stp.zip](#)

English

Datasheets & Catalog Pages

[ICT Terminals and Connectors Catalogue](#)

English

Product Specifications

[Receptacle Contact, Super Seal Connector](#)

Japanese



[Application Specification](#)

Japanese

[Super Seal Connector](#)

Japanese

[Application Specification](#)

Japanese

[Instruction Sheets](#)

[Instruction Sheet \(non U.S.\)](#)

English

[SUPER SEAL CONNECTOR PLUG HOUSING CONNECTOR](#)

English

Mouser Electronics

Authorized Distributor

Click to View Pricing, Inventory, Delivery & Lifecycle Information:

[TE Connectivity:](#)

[3900113-3421](#)