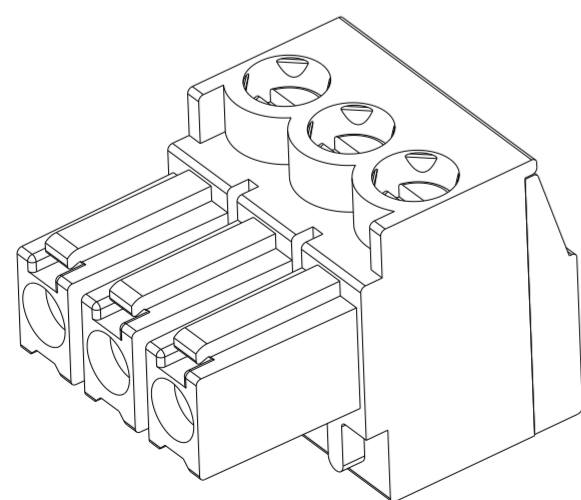
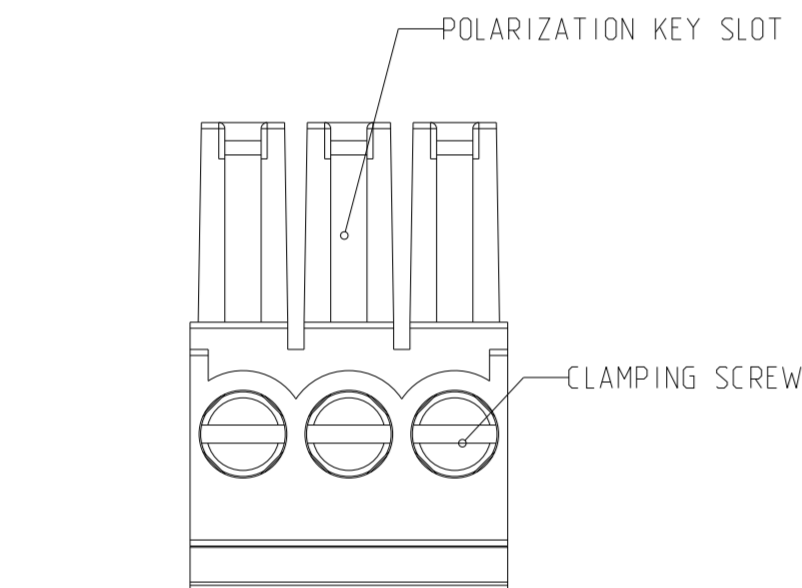
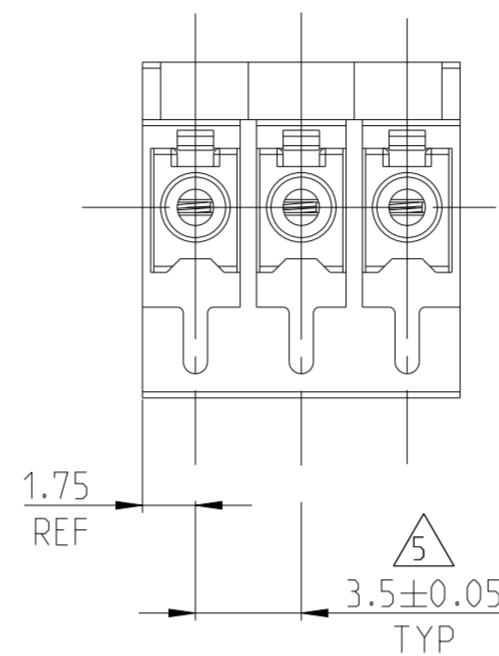
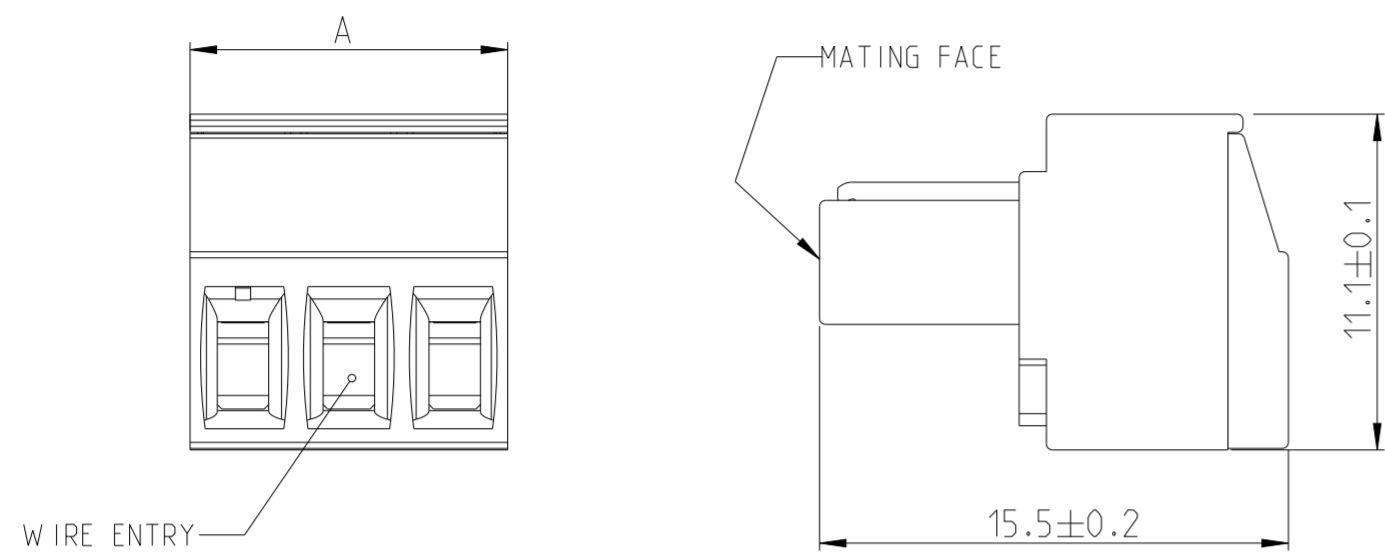
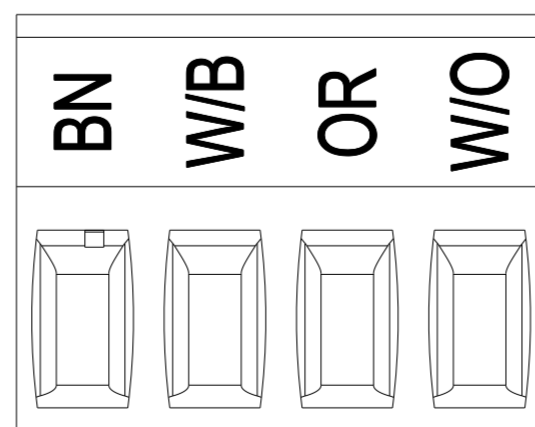


P	LTR	DESCRIPTION	DATE	DWN	APVD
C4		REVISED PER ECO-11-005009	12MAR2011	HMR	CR
C5		NEW P/N 3-284506-1 ADDED	04NOV2016	FP	NG
C6		PART OBSOLETE	31AUG2020	DV	PS
C7		3-284506-1 MADE OBSOLETE	27DEC2021	SCB	PS



P/N 284506-3 AS SHOWN



3-284056-1

- 1. MATERIALS AND FINISH
 HOUSING : PA 6.6, UL 94-V0, COLOR GREEN
 CLAMP : BRASS, NICKEL PLATED.
 TERMINAL : BRASS, PLATING: SEE TABLE.
 CONTACT SPRING : PHOSPHOR BRONZE, TIN PLATED
 CLAMPING SCREW : M2, BRASS, NICKEL PLATED
- 2. MECHANICAL
 RECOMMENDED/ HIGHEST TIGHTENING TORQUE : 0.25/0.25 Nm
 WIRE STRIPPING LENGTH : 5 - 6 mm
- 3. ELECTRICAL
 WIRE RANGE : 30 - 14 AWG
 MAX. VOLTAGE : 300 V
 MAX CURRENT : 11 A
 CONTACT RESISTANCE : < 15 m Ohm
 INSULATION RESISTANCE : > 1000 M Ohm (500V DC)
- 4. OPERATING TEMPERATURE RANGE: -40°C TO +110 °C
- 5. TOLERANCE NOT CUMULATIVE.
- 6. PRELIMINARY - NOT FOR PRODUCTION.
- 7. WITH SPECIAL CODING LOCATED IN POSITIONS 1 AND 3.
 MATES WITH 3-284512-8.
- 8. WITH SPECIAL CODING LOCATED IN POSITION 2.
 MATES WITH 3-284512-9.
- 9. SPECIAL MARKING. REFER THE DRAWING.

9	6	6	8	6	7	6	6
OBSOLETE	TIN	14.0	4	3-284506-1			
	TIN	10.5	3	3-284506-0			
	TIN	10.5	3	2-284506-9			
	0.8 MICRON GOLD	10.5	3	2-284506-8			
	GOLD FLASH	24.5	7	2-284506-7			
	0.2 MICRON GOLD	42.0	12	2-284506-6			
OBSOLETE	TIN	87.5	25	2-284506-5			
	TIN	84.0	24	2-284506-4			
	TIN	80.5	23	2-284506-3			
	TIN	77.0	22	2-284506-2			
	TIN	73.5	21	2-284506-1			
	TIN	70.0	20	2-284506-0			
OBSOLETE	TIN	66.5	19	1-284506-9			
	TIN	63.0	18	1-284506-8			
	TIN	59.5	17	1-284506-7			
	TIN	56.0	16	1-284506-6			
	TIN	52.5	15	1-284506-5			
	TIN	49.0	14	1-284506-4			
TIN	45.5	13	1-284506-3				
TIN	42.0	12	1-284506-2				
TIN	38.5	11	1-284506-1				
TIN	35.0	10	1-284506-0				
TIN	31.5	9	284506-9				
TIN	28.0	8	284506-8				
TIN	24.5	7	284506-7				
TIN	21.0	6	284506-6				
TIN	17.5	5	284506-5				
TIN	14.0	4	284506-4				
TIN	10.5	3	284506-3				
TIN	7.0	2	284506-2				
TERMINAL PLATING	A	NO OF POSN	PART NUMBER				

THIS DRAWING IS A CONTROLLED DOCUMENT.		DWN E. ZANDLIN 05FEB2002	TE Connectivity	
DIMENSIONS: mm		CHK E. ZANDLIN 05FEB2002		
TOLERANCES UNLESS OTHERWISE SPECIFIED:		APVD D. BIEVENOUR 05FEB2002	NAME TERMINAL BLOCK PLUG STACKING 3.5mm PITCH	
0 PLC ±		PRODUCT SPEC 108-20166	SIZE A2	
1 PLC ±0.3		APPLICATION SPEC 114-20079	CAGE CODE 00779	DRAWING NO C-284506
2 PLC ±0.25		WEIGHT -	RESTRICTED TO	
3 PLC ±		CUSTOMER DRAWING	SCALE 5:1	SHEET 1 OF 1
4 PLC ±				REV C7
ANGLES ±2°				
FINISH				

Mouser Electronics

Authorized Distributor

Click to View Pricing, Inventory, Delivery & Lifecycle Information:

[TE Connectivity:](#)

[284506-9](#)