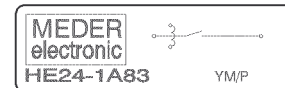
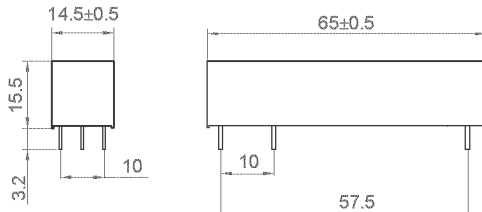


LAYOUT




PINS

Pins: Ø0.8 mm
 L = 3.2±0.3 mm

MARKING

MEDER-Label
 Type/Layout
 Production code,
 EN60062/Factory code

 dimensions (mm)
 Tolerances acc. to DIN ISO 2768-m

Coil Data at 20 °C	Conditions	Min	Typ	Max	Unit
Coil resistance		945	1.050	1.155	Ohm
Coil voltage			24		VDC
Rated power			549		mW
Thermal resistance	max. Relay temperature = operating temperature + self heating		26		K/W
Pull-In voltage				18	VDC
Drop-Out voltage		2			VDC

Contact data 83	Conditions	Min	Typ	Max	Unit
Contact rating	Any DC combination of V & A not to exceed their individual max.'s			50	W
Switching voltage	DC or Peak AC			7.500	V
Switching current	DC or Peak AC			3	A
Carry current	DC or Peak AC			5	A
Contact resistance static	Measured with 40% overdrive Start Value			150	mOhm
Insulation resistance	RH <45 %, 100 V test voltage	10			GOhm
Breakdown voltage	according to EN 60255-5	10			kV DC
Operate time incl. bounce	measured with 40% overdrive			3,2	ms
Release time	measured with no coil excitation			1,5	ms
Capacitance	@ 10 kHz across open switch		1		pF

Special Product Data	Conditions	Min	Typ	Max	Unit
Number of contacts				1	
Contact - form				A - NO	
Dielectric Strength Coil/Contact	according to EN 60255-5	10			kV DC
Insulation resistance Coil/Contact	RH <45%, 200 VDC test voltage	1			TOhm
Case colour				grey	
Housing material				Polycarbonat	
Sealing compound				Polyurethan	
Connection pins				Copper alloy tin plated	
Reach / RoHS conformity				yes	



Products for tomorrow...

Europe: +49 / 7731 8399 0 | Email: info@meder.com
USA: +1 / 508 295 0771 | Email: salesusa@meder.com
Asia: +852 / 2955 1682 | Email: salesasia@meder.com

Item No.:
8524183000
Item:
HE24-1A83

Environmental data	Conditions	Min	Typ	Max	Unit
Shock	1/2 sine wave duration 11ms			50	g
Vibration	from 10 - 2000 Hz			20	g
Operating temperature		-20		70	°C
Storage temperature		-25		85	°C
Soldering temperature	wave soldering max. 5 sec.			260	°C
Washability					fully sealed

General data	Conditions	Min	Typ	Max	Unit
Packaging					VPE

Modifications in the sense of technical progress are reserved

Designed at: 21.10.08 Designed by: ALICHTENSTEIN Approval at: 21.10.08 Approval by: KOLBRICH
Last Change at: 25.08.11 Last Change by: CRUF Approval at: 25.08.11 Approval by: CRUF

Version: 09

Mouser Electronics

Authorized Distributor

Click to View Pricing, Inventory, Delivery & Lifecycle Information:

[Standex Electronics:](#)

[HE24-1A83](#)