

6

5

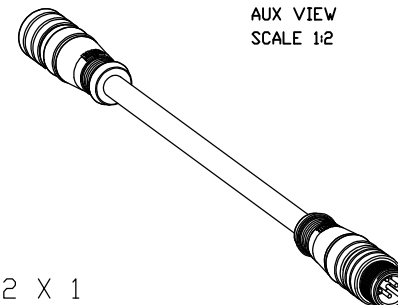
4

3

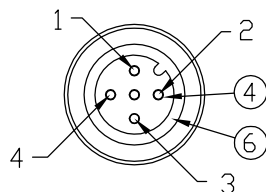
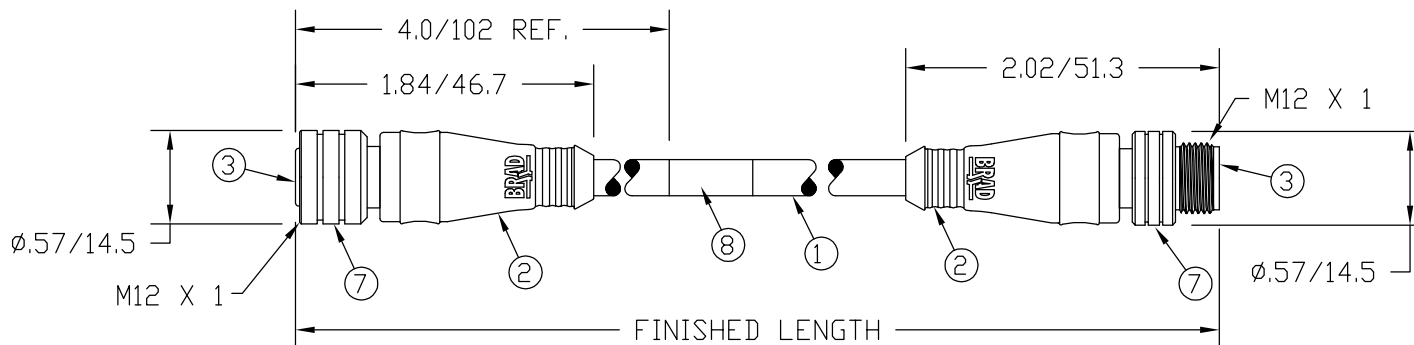
2

1

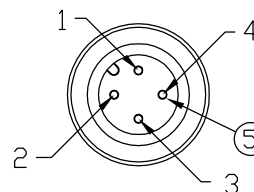
MATERIAL NUMBER	ENGINEERING NUMBER	FINISHED LENGTH
120007-0487	884030P03M006	.6M +44.5 -0 [1.97' +1.75' -0]
120007-0488	884030P03M010	1.0M +55.6 -0 [3.27' +2.19' -0]
120007-0489	884030P03M020	2.0M +88.9 -0 [6.56' +3.50' -0]
120006-0051	884030P03M030	3.0M +88.9 -0 [9.84' +3.50' -0]
120007-2803	884030P03M040	4.0M +165.1 -0 [13.12' +6.50' -0]
120007-0490	884030P03M050	5.0M +165.1 -0 [16.40' +6.50' -0]



AUX VIEW
SCALE 1:2



FEMALE FACE VIEW



MALE FACE VIEW

1	BROWN	1
2	WHITE	2
3	BLUE	3
4	BLACK	4

WIRING DIAGRAM

NOTES:

- 1) MATERIALS: SEE TABLE
- 2) FINISHES: SEE TABLE
- 3) CABLE: #22/4 PUR
- 4) ELECTRICAL DATA:
MAX. VOLTAGE: 250 VAC/VDC
MAX. CURRENT 4 AMPS
- 5) ENVIRONMENTAL:
PROTECTION IP67
TEMPERATURE RANGE: -20°C TO 80°C
- 6) WRAP LABEL IS MARKED WITH P/N, DATE CODE,
VOLTAGE & AMPERAGE.
- 7) ASSEMBLY IS RoHS COMPLIANT.

ITEM	QTY.	DESCRIPTION	MATERIAL	FINISH
8	1	LABEL	MYLAR	BLACK/YELLOW
7	2	COUPLER	BRASS	NICKEL PLATED
6	1	O-RING	VITON	RED
5	4	PIN CONTACT	COPPER ALLOY	GOLD OVER NICKEL
4	4	SOCKET CONTACT	COPPER ALLOY	GOLD OVER NICKEL
3	2	INSERT	PUR	BLACK
2	2	OVERMOLD	PUR	YELLOW
1	1	#22/4 CABLE	PUR JACKET	BLACK

RELEASED DRAWING EC NO: WEL2010-0054 DRWN: BWOODMAN 8/14/09 CHKD: BWOODMAN09/07/29 APPR: JFMURPHY 2009/08/21	QUALITY SYMBOLS	GENERAL TOLERANCES (UNLESS SPECIFIED)	DIMENSION STYLE	SCALE	DESIGN UNITS	THIRD ANGLE PROJECTION
	▽=0	mm INCH	IN/MM	1:1	INCH	
	∇=0	4 PLACES ±--- ±---	DRAWN BY DATE			
		3 PLACES ±--- ±---	BWOODMAN 2009/08/14			

2 PLACES ±--- ±0.1	CHECKED BY DATE	TITLE
1 PLACE ±0.3 ±---	VOU 2009/08/14	
ANGULAR ±---°	APPROVED BY DATE	MOLEX INCORPORATED
DRAFT WHERE APPLICABLE MUST REMAIN WITHIN DIMENSIONS	---	
	MATERIAL NO.	DOCUMENT NO.
	SEE TABLE	SD-120007-001
	SIZE A	SHEET NO. 1 OF 1

THIS DRAWING CONTAINS INFORMATION THAT IS PROPRIETARY TO MOLEX INCORPORATED AND SHOULD NOT BE USED WITHOUT WRITTEN PERMISSION	
---	--

6

5

4

3

2

1