

Spring-cage PCB terminal block - PTSA 1,5/ 3-3,5-F - 1984976

Please be informed that the data shown in this PDF Document is generated from our Online Catalog. Please find the complete data in the user's documentation. Our General Terms of Use for Downloads are valid (<http://phoenixcontact.com/download>)

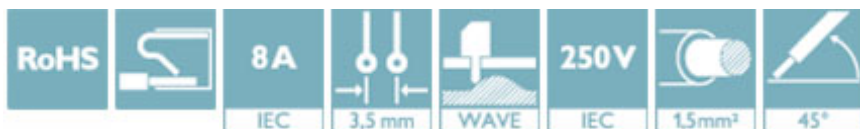


PCB terminal block, Nominal current: 8 A, Nom. voltage: 250 V, Pitch: 3.5 mm, Number of positions: 3, Connection method: Push-in spring connection, Mounting: Wave soldering, Conductor/PCB connection direction: 45 °, Color: green, Soldering legs in front area, one-rowed

The figure shows a 10-position version of the product

Why buy this product

- Time saving push-in connection, tools not required
- Defined contact force ensures that contact remains stable over the long term
- Angled connection enables multi-row arrangement on the PCB



Key Commercial Data

Packing unit	250 STK
Minimum order quantity	250 STK
GTIN	
GTIN	4017918922054
Weight per Piece (excluding packing)	1.500 g
Custom tariff number	85369010
Country of origin	Germany

Technical data

Dimensions

Length	12 mm
Pitch	3.5 mm
Dimension a	7.00 mm
Width	12.00 mm
Constructional height	13.1 mm
Height	16.7 mm
Solder pin [P]	3.6 mm
Pin dimensions	0,4 x 0,75 mm

Spring-cage PCB terminal block - PTSA 1,5/ 3-3,5-F - 1984976

Technical data

Dimensions

Pin spacing	3.50 mm
Hole diameter	1 mm

General

Range of articles	PTSA 1,5
Insulating material group	I
Rated surge voltage (III/3)	2.5 kV
Rated surge voltage (III/2)	2.5 kV
Rated surge voltage (II/2)	2.5 kV
Rated voltage (III/3)	200 V
Rated voltage (III/2)	250 V
Rated voltage (II/2)	400 V
Connection in acc. with standard	EN-VDE
Nominal current I_N	8 A
Nominal cross section	1.5 mm ²
Maximum load current	8 A
Insulating material	PA
Solder pin surface	Sn
Flammability rating according to UL 94	V0
Stripping length	9 mm
Number of positions	3

Connection data

Conductor cross section solid min.	0.2 mm ²
Conductor cross section solid max.	1.5 mm ²
Conductor cross section flexible min.	0.2 mm ²
Conductor cross section flexible max.	1.5 mm ²
Conductor cross section flexible, with ferrule without plastic sleeve min.	0.25 mm ²
Conductor cross section flexible, with ferrule without plastic sleeve max.	1 mm ²
Conductor cross section flexible, with ferrule with plastic sleeve min.	0.25 mm ²
Conductor cross section flexible, with ferrule with plastic sleeve max.	0.5 mm ²
Conductor cross section AWG min.	24
Conductor cross section AWG max.	16

Standards and Regulations

Connection in acc. with standard	EN-VDE
	CUL
Flammability rating according to UL 94	V0

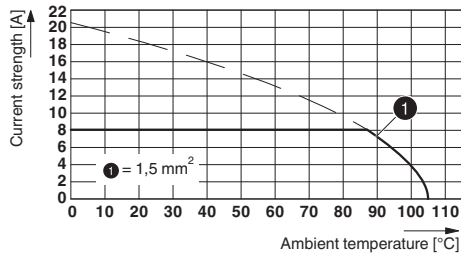
Environmental Product Compliance

China RoHS	Environmentally friendly use period: unlimited = EFUP-e
	No hazardous substances above threshold values

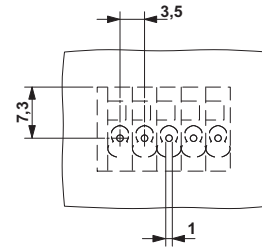
Spring-cage PCB terminal block - PTSA 1,5/ 3-3,5-F - 1984976

Drawings

Diagram



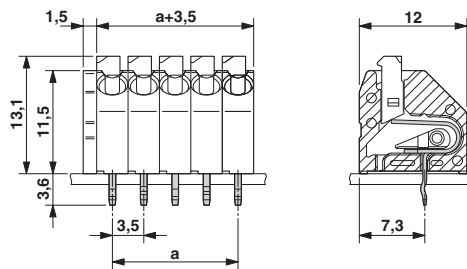
Drilling diagram



Type: PTSA 1,5/4-3,5-Z
 Tested in accordance with DIN EN 60512-5-2:2003-01
 Reduction factor = 1
 Number of positions: 4

The illustration shows the drilling diagram of the 5-position product version

Dimensional drawing



The illustration shows the dimensional drawing of the 5-position product version

Approvals

Approvals

Approvals

UL Recognized / VDE Gutachten mit Fertigungsüberwachung / cUL Recognized / CCA / EAC / cULus Recognized

Ex Approvals


Approval details


UL Recognized		http://database.ul.com/cgi-bin/XYVV/template/LISEXT/1FRAME/index.htm	FILE E 60425
	B	D	
mm²/AWG/kcmil	24-16	24-16	

Spring-cage PCB terminal block - PTSA 1,5/ 3-3,5-F - 1984976


Approvals

	B	D
Nominal current IN	5 A	5 A
Nominal voltage UN	300 V	300 V

VDE Gutachten mit Fertigungsüberwachung		http://www.vde.com/en/Institute/OnlineService/VDE-approved-products/Pages/Online-Search.aspx	40018594
mm²/AWG/kcmil	0.5-0.75		
Nominal current IN	2 A		
Nominal voltage UN	130 V		

cUL Recognized		http://database.ul.com/cgi-bin/XYV/template/LISEXT/1FRAME/index.htm	FILE E 60425
	B	D	
mm²/AWG/kcmil	24-16	24-16	
Nominal current IN	5 A	5 A	
Nominal voltage UN	300 V	300 V	

CCA		CCA/DE1 34182/33276
mm²/AWG/kcmil	0.75	
Nominal current IN	2 A	

EAC		B.01742
-----	---	---------

cULus Recognized		http://database.ul.com/cgi-bin/XYV/template/LISEXT/1FRAME/index.htm
------------------	---	---