

Data sheet | Item number: 733-108/037-000

1-conductor female plug; 100% protected against mismatching; Locking lever;  
0.5 mm<sup>2</sup>; Pin spacing 2.5 mm; 8-pole; 0,50 mm<sup>2</sup>; light gray



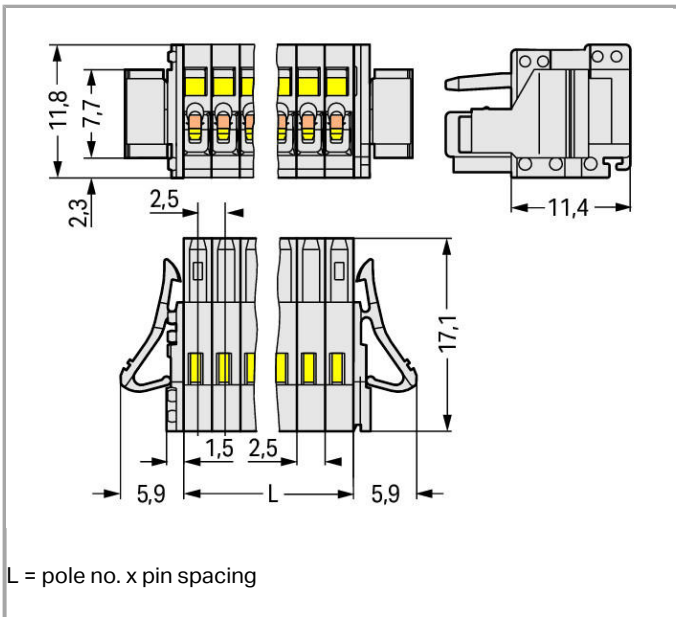
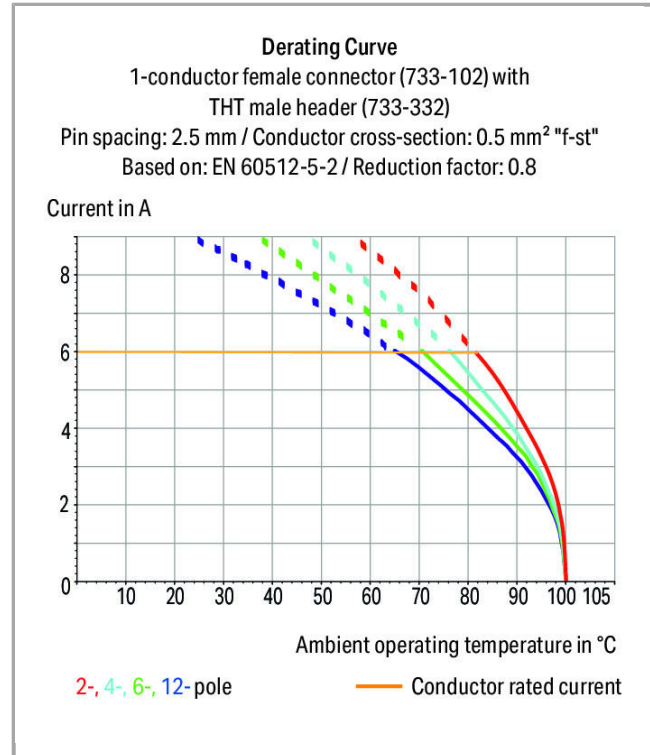
[www.wago.com/733-108/037-000](http://www.wago.com/733-108/037-000)



RoHS  Compliant

BOMcheck.net

Color: ■



Item description



- Universal connection for all conductor types
- Easy cable pre-assembly and on-unit wiring via vertical and horizontal CAGE CLAMP® actuation
- Strain relief plates for factory and in-the-field assembly
- 100% protected against mismatching
- Coding via coding fingers

**Safety information 1:**

The *MULTI CONNECTION SYSTEM (MCS)* is designed without breaking capacity for compliance with DIN EN 61984. When used as intended, MCS Connectors shall not be connected/disconnected when live or under load. The circuit design should ensure header pins, which can be touched, are not live when unmated.

**Data****Electrical data****Ratings per IEC/EN 60664-1**

Rated voltage (III / 3)	100 V
Rated impulse voltage (III / 3)	2.5 kV
Rated voltage (III / 2)	160 V
Rated impulse voltage (III / 2)	2.5 kV
Rated voltage (II / 2)	320 V
Rated impulse voltage (II / 2)	2.5 kV
Rated current	6 A

**Approvals per UL 1059**

Rated voltage UL (Use Group B)	150 V
Rated current UL (Use Group B)	4 A

**Approvals per CSA**

Rated voltage CSA (Use Group B)	150 V
Rated current CSA (Use Group B)	4 A

**Connection data**

Connection technology	CAGE CLAMP®
Actuation type	Operating tool
Solid conductor	0.08 ... 0.5 mm <sup>2</sup> / 28 ... 20 AWG
Fine-stranded conductor	0.08 ... 0.5 mm <sup>2</sup> / 28 ... 20 AWG
Fine-stranded conductor with ferrule with plastic collar	0.25 ... 0.34 mm <sup>2</sup>
Fine-stranded conductor with ferrule without plastic collar	0.25 ... 0.34 mm <sup>2</sup>
Strip length	5 ... 6 mm / 0.2 ... 0.24 inch
Total number of connection points	8



Total number of potentials	8
Number of connection types	1
Number of levels	1
Conductor entry direction to mating direction	0°
No. of poles	8

### Geometrical Data

Pin spacing	2.5 mm / 0.098 inch
Width	31.8 mm / 1.252 inch
Height	11.8 mm / 0.465 inch
Depth	17.1 mm / 0.673 inch

### Plug connection

Contact type (pluggable connector)	Female connector/socket
Connector connection type	for conductors
Mismating protection	Yes
Locking of plug-in connection	locking lever

### Material Data

Color	light gray
Material group	I
Insulating material	Polyamide 66 (PA 66)
Flammability class per UL94	V0
Clamping spring material	Chrome nickel spring steel (CrNi)
Contact material	Copper alloy
Contact plating	tin-plated
Fire load	0.074 MJ
Weight	3.9 g

### Environmental Requirements


Limit temperature range	-60 ... +100 °C
-------------------------	-----------------

### Commercial data

Product Group	3 (Multi Conn. System)
Country of origin	DE
GTIN	4045454215644
Customs Tariff No.	85366990990

### Approvals / Certificates

#### UL-Approvals

Logo	Approval	Additional Approval Text	Certificate name
	UL Underwriters Laboratories Inc.	UL 1059	20190122-E45172

## Compatible products

### check



**Item no.: 735-500**  
Test pin; 1 mm Ø; with solder connection for test wire

[www.wago.com/735-500](http://www.wago.com/735-500)

### Strain relief plate



**Item no.: 734-128**  
Strain relief plate; 12.5 mm wide; light gray

[www.wago.com/734-128](http://www.wago.com/734-128)

### ferrule



**Item no.: 216-131**  
Ferrule; Sleeve for 0.25 mm<sup>2</sup> / AWG 24; uninsulated; electro-tin plated

[www.wago.com/216-131](http://www.wago.com/216-131)



**Item no.: 216-132**  
Ferrule; Sleeve for 0.34 mm<sup>2</sup> / AWG 24; uninsulated; electro-tin plated

[www.wago.com/216-132](http://www.wago.com/216-132)



**Item no.: 216-151**  
Ferrule; Sleeve for 0.25 mm<sup>2</sup> / AWG 24; uninsulated; electro-tin plated

[www.wago.com/216-151](http://www.wago.com/216-151)



**Item no.: 216-152**  
Ferrule; Sleeve for 0.34 mm<sup>2</sup> / AWG 24; uninsulated; electro-tin plated

[www.wago.com/216-152](http://www.wago.com/216-152)

**Item no.: 216-301**  
Ferrule; Sleeve for 0.25 mm<sup>2</sup> / AWG 24; insulated; electro-tin plated; yellow

[www.wago.com/216-301](http://www.wago.com/216-301)



**Item no.: 216-302**  
Ferrule; Sleeve for 0.34 mm<sup>2</sup> / 22 AWG; insulated; electro-tin plated; green

[www.wago.com/216-302](http://www.wago.com/216-302)

**Item no.: 216-321**  
Ferrule; Sleeve for 0.25 mm<sup>2</sup> / AWG 24; insulated; electro-tin plated; yellow

[www.wago.com/216-321](http://www.wago.com/216-321)



**Item no.: 216-322**  
Ferrule; Sleeve for 0.34 mm<sup>2</sup> / 22 AWG; insulated; electro-tin plated; green

[www.wago.com/216-322](http://www.wago.com/216-322)








### Marking accessories

**Item no.: 210-331/250-202**  
Marking strips; as a DIN A4 sheet; MARKED; 1-16 (400x); Height of marker strip: 2.3 mm/0.091 in; Strip length 182 mm; Horizontal marking; Self-adhesive; white

[www.wago.com/210-331/250-202](http://www.wago.com/210-331/250-202)

**Item no.: 210-331/250-204**  
Marking strips; as a DIN A4 sheet; MARKED; 17-32 (400x); Height of marker strip: 2.3 mm/0.091 in; Strip length 182 mm; Horizontal marking; Self-adhesive; white

[www.wago.com/210-331/250-204](http://www.wago.com/210-331/250-204)

	<p><b>Item no.: 210-331/250-206</b>                  Marking strips; as a DIN A4 sheet; MARKED; 33-48 (400x); Height of marker strip: 2.3 mm/0.091 in; Strip length 182 mm; Horizontal marking; Self-adhesive; white</p>	<p><a href="http://www.wago.com/210-331/250-206">www.wago.com/210-331/250-206</a></p>
	<p><b>Item no.: 210-331/250-207</b>                  Marking strips; as a DIN A4 sheet; MARKED; 1-48 (100x); Height of marker strip: 2.3 mm/0.091 in; Strip length 182 mm; Horizontal marking; Self-adhesive; white</p>	<p><a href="http://www.wago.com/210-331/250-207">www.wago.com/210-331/250-207</a></p>
<b>tools</b>		
	<p><b>Item no.: 210-251</b>                  Operating tool; for female and male connectors with CAGE CLAMP® connection; MCS MINI &amp; MICRO; yellow</p>	<p><a href="http://www.wago.com/210-251">www.wago.com/210-251</a></p>
	<p><b>Item no.: 210-719</b>                  Operating tool; Blade: 2.5 x 0.4 mm; with a partially insulated shaft</p>	<p><a href="http://www.wago.com/210-719">www.wago.com/210-719</a></p>
	<p><b>Item no.: 233-331</b>                  Operating tool; for female and male connectors with CAGE CLAMP® connection; insulated; yellow</p>	<p><a href="http://www.wago.com/233-331">www.wago.com/233-331</a></p>
	<p><b>Item no.: 233-332</b>                  Operating tool; for 233 and 733 Series; of insulating material</p>	<p><a href="http://www.wago.com/233-332">www.wago.com/233-332</a></p>
	<p><b>Item no.: 233-335</b>                  Operating tool; for 233 and 733 Series</p>	<p><a href="http://www.wago.com/233-335">www.wago.com/233-335</a></p>
	<p><b>Item no.: 733-130</b>                  Operating tool; for male and female connectors with CAGE CLAMP®; loose; natural</p>	<p><a href="http://www.wago.com/733-130">www.wago.com/733-130</a></p>
	<p><b>Item no.: 733-191</b>                  Operating tool; for male and female connectors with CAGE CLAMP®; loose; yellow</p>	<p><a href="http://www.wago.com/733-191">www.wago.com/733-191</a></p>

**Downloads**

**Documentation**

**Additional Information**

<p>Technical explanations</p>	<p>Apr 3, 2019</p>	<p>pdf 3.6 MB</p>	<p>Download</p>
-------------------------------	--------------------	-----------------------	-----------------

**CAD/CAE-Data**

**CAD data**

<p>3D Download 733-108/037-000</p>	<p>URL</p>	<p>Download</p>
------------------------------------	------------	-----------------

**EPLAN**

<p>EPLAN Data Portal 733-108/037-000</p>	<p>Download</p>
--	-----------------



Subject to changes.

---

WAGO Kontakttechnik GmbH & Co. KG  
Hansastr. 27  
32423 Minden  
Phone: +49571 887-0 | Fax: +49571 887-169  
Email: [info.de@wago.com](mailto:info.de@wago.com) | Web: [www.wago.com](http://www.wago.com)

Do you have any questions about our products?  
We are always happy to take your call at +49 (571) 887-44222.