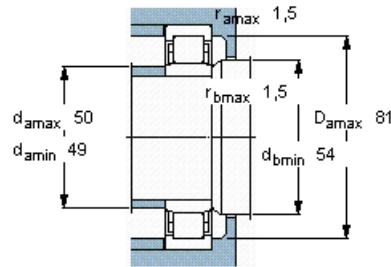
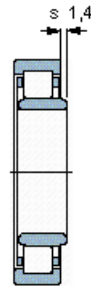
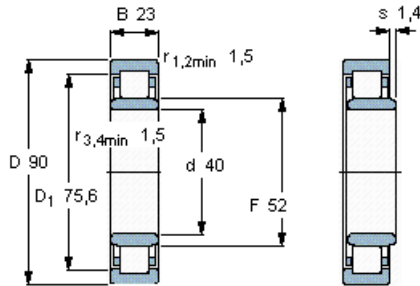


# Cylindrical roller bearings, single row



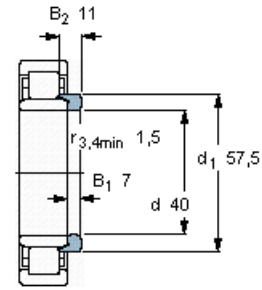
Principal dimensions			Basic load ratings		Fatigue load limit $P_u$	Speed ratings		Mass	Designation	Angle ring Designation
d	D	B	dynamic	static		Reference speed	Limiting speed			
mm			kN		kN	r/min		kg	-	-
40	90	23	93	78	10,2	8000	9500	0,73	NU 308 ECP *	HJ 308 EC

\* - SKF Explorer bearing



**Calculation factors**

$k_r$  0,15  
 $e$  0,2     $Y$  0,6



HJ 308 EC  
 Mass kg 0,084