



11-PIN
INDUSTRIAL
RELAYS
HR704C

Product designation

Product type designation

Contact characteristics

Contact configuration			3 C/O
Rated insulation voltage U_i IEC/EN	V		250
Rated impulse withstand voltage U_{imp}	kV		6
IEC Conventional free air thermal current I_{th}	A		10
Rated current (I_n)	A		10
Relay control voltage	V		24VDC
Rated operating power AC-1		VA	2500
Rated operating power AC-15		230 VAC VA	500
Single-phase motor control		230VAC kW	1.2
Rated operating current DC-1		30V A	10
Minimum switching load		V / mA	5 / 100
Contact impedance		m Ω	100
Contact material			Ag/Ni

Operating times

Closing	ms	<30
Opening	ms	<30

Operations

Mechanical life	cycles	5000000
Electrical life AC1	cycles	100000

Coil characteristics

Average coil consumption AC at 20°C	VA	3
Average coil consumption DC at 20°C	W	1.5

Operating range

	Closing	% U_n	75...110
	Opening	% U_n	10...30
Maximum cycle frequency		cycles/h	3600

Mechanical features

Max socket terminal tightening torque	Nm	0.6
Socket screw tightening tool (cross / flat blade)		PH1 / 4.5mm

Conductor section

AWG/Kcmil	min		20
	max		14
IEC	min	mm ²	0.5
	max	mm ²	2.5

Operating position	normal	Any
Fixing		On 35mm DIN rail and with screw

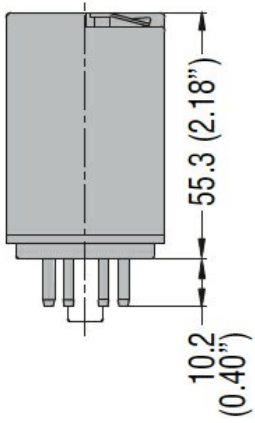
Ambient conditions

Temperature	Operating temperature		
	min	°C	-40
	max	°C	+55
	Storage temperature		
	min	°C	-40
	max	°C	+70

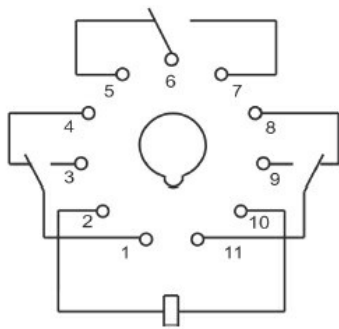
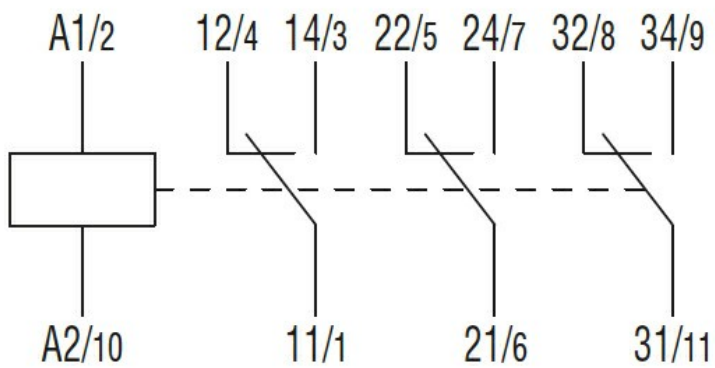
Other features

Indication	Yes
Mechanical contact position indicator	Yes
Mechanical test actuator	Yes

Dimensions



Wiring diagrams



Certifications and compliance

Compliance

IEC/EN 61810

Certificates

CSA

cURus

EAC

ETIM classification

ETIM 8.0

EC001437 -
Switching relay