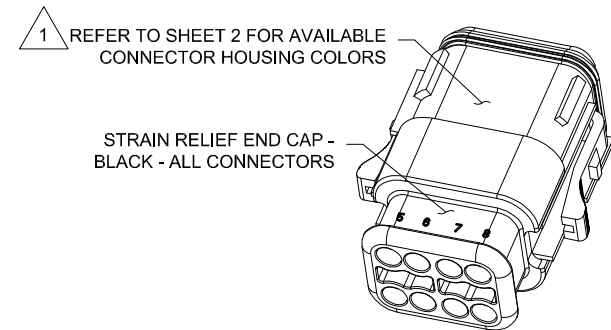
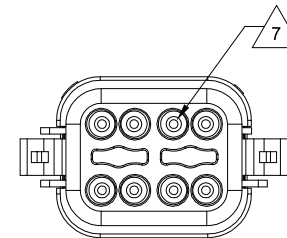
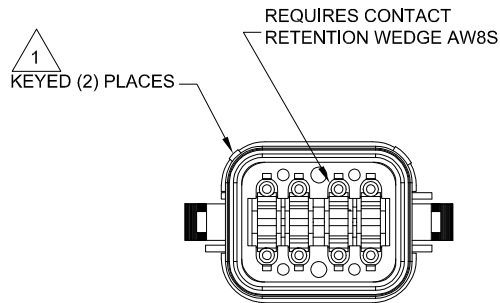
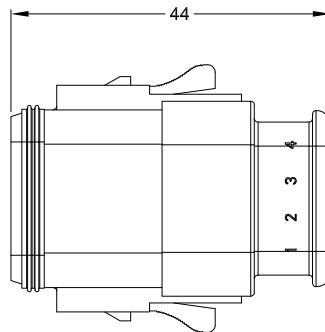
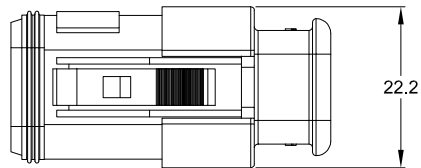
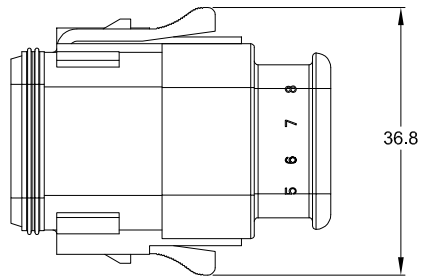


REVISIONS					
REV	ECO	DESCRIPTION	DATE	BY	APPR
A3	-	RELEASE NEW DWG FORMAT	11DEC13	DRP	-



NOTES: UNLESS OTHERWISE SPECIFIED

1 SEE SHEET 2 FOR KEY ARRANGEMENTS AND COLORS.

2. MATERIAL:  
HOUSING: THERMOPLASTIC  
SEAL: SILICONE RUBBER

3. MODIFICATIONS: STRAIN RELIEF END CAP

4. SPECIFICATIONS:  
4.1 CURRENT RATING: 13 AMPS  
4.2 OPERATING TEMPERATURE: -55°C TO +125°C  
4.3 DIELECTRIC WITHSTANDING VOLTAGE: LESS THAN 2 MILLIAMPS CURRENT LEAKAGE @ 1500 VOLTS AC.  
4.4 INSULATION RESISTANCE: 1000 MEGOHMS MIN @ 25°C.  
4.5 MOISTURE RESISTANCE: IP67 ( MATED CONDITION )  
4.6 MATING CYCLE DURABILITY: 100 CYCLES  
4.7 RoHS COMPLIANT

5. MATING PART: AT04-08PX\* RECEPTACLE  
( X = A,B,C,D KEYS; \* = MODIFICATIONS AND COLORS )

6. ALL DIMENSIONS ARE FOR REFERENCE USE ONLY.

7 CONTACT SIZE AND REAR SEAL WIRE RANGE:

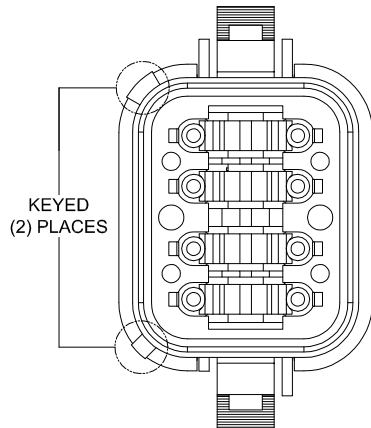
CONTACT SIZE	MIN. INSUL O.D.	MAX. INSUL O.D.	TYPICAL WIRE RANGE
16	2.24 mm (.088 in)	3.68 mm (.145 in)	14 - 20 AWG

SEE PART NUMBER CHART		DESCRIPTION		ITEM
QUANTITY	PART NUMBER	MATERIALS LIST		
UNLESS OTHERWISE SPECIFIED 1) All dimensions are in metric (mm). 2) Tolerances are as follows: 1 PL DEC ±0.30 2 PL DEC ±0.15 3 PL DEC ±0.08 3) Note reference =		SIGNATURES DRAWN: D.PARKS CHECKED: ENGINEER: APPROVAL:	DATE 11DEC13	<b>Amphenol</b> Sine Systems - www.amphenol-sine.com 44724 Morley Drive Clinton Township, MI 48036
MATERIAL SPECIFICATIONS:		CUSTOMER:		
PROCESS SPECIFICATIONS:		THIS DRAWING IS SUPPLIED FOR INFORMATION ONLY. DESIGN FEATURES, SPECIFICATIONS AND PERFORMANCE DATA SHOWN HEREON ARE THE PROPERTY OF THE AMPHENOL CORPORATION. NO RIGHTS OF REPRODUCTION ARE IMPLIED. ALL DIMENSIONS ARE SUBJECT TO NORMAL MANUFACTURING VARIATIONS.		PLUG, 8 SOCKET, AT SERIES, KEYED, STRAIN RELIEF END CAP SIZE: <b>B C-</b> TYPE: <b>AT06-08SX-SRXXX</b> DWG NO: <b>A3</b> REVISION: <b>A3</b> SCALE: <b>NONE</b> SHEET 1 OF 2
NEXT ASSY:				

TITLE: PLUG, 8 SOCKET, AT SERIES, KEYED, STRAIN RELIEF END CAP  
DWG NO.: AT06-08SX-SRXXX  
REV: A3  
SH: 1  
OF: 2

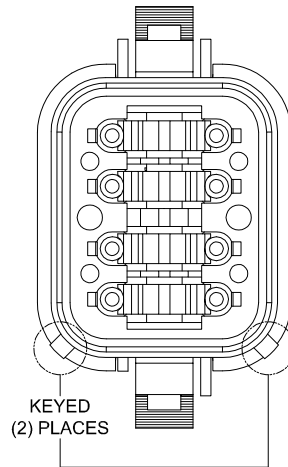
REVISIONS					
REV	ECO	DESCRIPTION	DATE	BY	APPR

P/N AT06-08SA-SRGRY  
KEY-A CONFIGURATION  
STANDARD COLOR: GREY



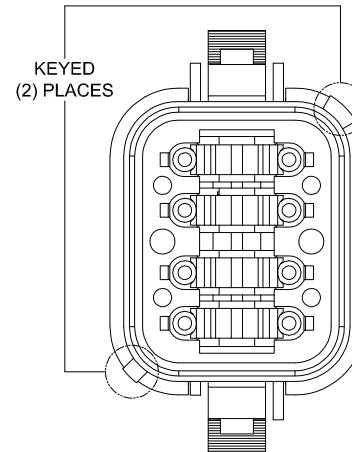
KEY-A CONFIGURATION	
COLOR	PART NUMBER
<b>* GREY</b>	<b>AT06-08SA-SRGRY</b>
BLACK	AT06-08SA-SRBK
GREEN	AT06-08SA-SRGN
BROWN	AT06-08SA-SRBR

P/N AT06-08SB-SRBK  
KEY-B CONFIGURATION  
STANDARD COLOR: BLACK



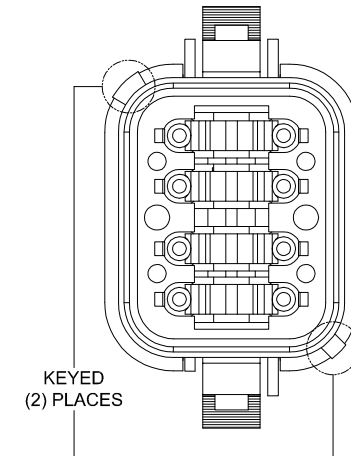
KEY-B CONFIGURATION	
COLOR	PART NUMBER
GREY	AT06-08SB-SRGRY
<b>* BLACK</b>	<b>AT06-08SB-SRBK</b>
GREEN	AT06-08SB-SRGN
BROWN	AT06-08SB-SRBR

P/N AT06-08SC-SRGN  
KEY-C CONFIGURATION  
STANDARD COLOR: GREEN



KEY-C CONFIGURATION	
COLOR	PART NUMBER
GREY	AT06-08SC-SRGRY
BLACK	AT06-08SC-SRBK
<b>* GREEN</b>	<b>AT06-08SC-SRGN</b>
BROWN	AT06-08SC-SRBR

P/N AT06-08SD-SRBR  
KEY-D CONFIGURATION  
STANDARD COLOR: BROWN



KEY-D CONFIGURATION	
COLOR	PART NUMBER
GREY	AT06-08SD-SRGRY
BLACK	AT06-08SD-SRBK
GREEN	AT06-08SD-SRGN
<b>* BROWN</b>	<b>AT06-08SD-SRBR</b>

NOTE:

AN ASTERISKS ( \* ) PLACED BEFORE THE COLOR DENOTES THE STANDARD MOLDED COLOR OF THE CONNECTORS SHOWN ABOVE. STRAIN RELIEF END CAPS ARE AVAILABLE IN BLACK ONLY.

OTHER COLORS SHOWN ARE AVAILABLE VIA SPECIAL ORDER.

TITLE: PLUG, 8 SOCKET, AT SERIES, KEYED, STRAIN RELIEF END CAP  
DWG NO.: AT06-08SX-SRXXX  
REV: A3  
SH: 2  
OF: 2

QUANTITY	PART NUMBER	DESCRIPTION	ITEM
<b>MATERIALS LIST</b>			
UNLESS OTHERWISE SPECIFIED 1) All dimensions are in metric (mm). 2) Tolerances are as follows: 1 PL DEC ±0.30 2 PL DEC ±0.15 3 PL DEC ±0.08 3) Note reference =		<b>SIGNATURES</b> DRAWN: D.PARKS CHECKED: ENGINEER: APPROVAL: CUSTOMER:	<b>DATE</b> 11DEC13
MATERIAL SPECIFICATIONS:  PROCESS SPECIFICATIONS:  NEXT ASSY:		 Sine Systems - www.amphenol-sine.com 44724 Morley Drive Clinton Township, MI 48036  <b>PLUG, 8 SOCKET, AT SERIES, KEYED, STRAIN RELIEF END CAP</b>	
THIS DRAWING IS SUPPLIED FOR INFORMATION ONLY. DESIGN FEATURES, SPECIFICATIONS AND PERFORMANCE DATA SHOWN HEREON ARE THE PROPERTY OF THE AMPHENOL CORPORATION. NO RIGHTS OF REPRODUCTION ARE IMPLIED. ALL DIMENSIONS ARE SUBJECT TO NORMAL MANUFACTURING VARIATIONS.		SIZE: <b>B C-</b> SCALE: <b>NONE</b>	DWG NO: <b>AT06-08SX-SRXXX</b> REVISION: <b>A3</b> SHEET <b>2</b> OF <b>2</b>