


Data sheet | Item number: 773-332

Mounting carrier; 773 Series - 2.5 mm² / 4 mm² / 6 mm²; for DIN-35 rail mounting/screw mounting; orange

www.wago.com/773-332



Color: 

Data

Physical data

Width	18 mm / 0.709 inch
Height	61 mm / 2.402 inch

Subject to changes. Please also observe the further product documentation!

WAGO GmbH & Co. KG
Hansastr. 27
32423 Minden
Phone: +49571 887-0 | Fax: +49571 887-169
Email: info.de@wago.com | Web: www.wago.com

Do you have any questions about our products?
We are always happy to take your call at +49 (571) 887-44222.

Depth from upper edge of DIN-rail	26 mm / 1.024 inch
-----------------------------------	--------------------

Mechanical data

Mounting type	DIN-35 rail Screw mount
Suitable	for all PUSH WIRE® junction box connectors (773 Series)

Material data

Note on material data	Information on material data can be found here
Color	orange
Fire load	0.255 MJ
Weight	8.5 g

Commercial data

Product Group	7 (Push Wire Conn.)
PU (SPU)	50 (10) Stück
Packaging type	box
Country of origin	DE
GTIN	4044918526524
Customs tariff number	39269097900

Optional accessories

Marking accessories

Marking strip



Item no.: 210-834

Marking strips; on reel; 5 mm wide; plain; Self-adhesive; white

www.wago.com/210-834

Downloads

Documentation

Bid Text

773-332 X81 - Datei	19-Feb-2019	xml 2.6 kB	Download
773-332 doc - Datei	17-May-2017	doc 24.1 kB	Download

ausschreiben.de/773-332

Subject to changes. Please also observe the further product documentation!

WAGO GmbH & Co. KG
Hansastr. 27
32423 Minden
Phone: +49571 887-0 | Fax: +49571 887-169
Email: info.de@wago.com | Web: www.wago.com

Do you have any questions about our products?
We are always happy to take your call at +49 (571) 887-44222.



[URL](#) [Download](#)

Additional Information

Technical explanations

[pdf](#)
[2.2 MB](#) [Download](#)

CAD/CAE-Data

CAE data

EPLAN Data Portal 773-332

[URL](#) [Download](#)

ZUKEN Portal 773-332

[URL](#) [Download](#)

WSCAD Universe 773-332

[URL](#) [Download](#)

CAD data

2D/3D Models 773-332

[URL](#) [Download](#)

Environmental Product Compliance

Compliance Search

Environmental Product Compliance 773-332


[URL](#) [Download](#)

Mounting carrier; 773 Series - 2.5 mm² / 4 mm² / 6 mm²; for DIN-35 rail mounting /screw mounting; orange


Installation Notes

Installation


Subject to changes. Please also observe the further product documentation!



Snap the mounting carrier onto the DIN-rail.




Use the cover as an end plate.



Remove the mounting carrier from the DIN-rail.

Application



A mounting carrier (see accessories) suits applications where the connectors must be marked and secured in position. The DIN-35 rail-mount carrier fits up to two connectors and can also be mounted on a flat surface using two screws.

Using this connector carrier, a large range of wiring applications can be achieved in distribution or junction boxes. To mention just a few: potential multiplication and changing from or to 6 mm² (10 AWG) conductor size.

Subject to changes. Please also observe the further product documentation!