

TECHNICAL SPECIFICATION

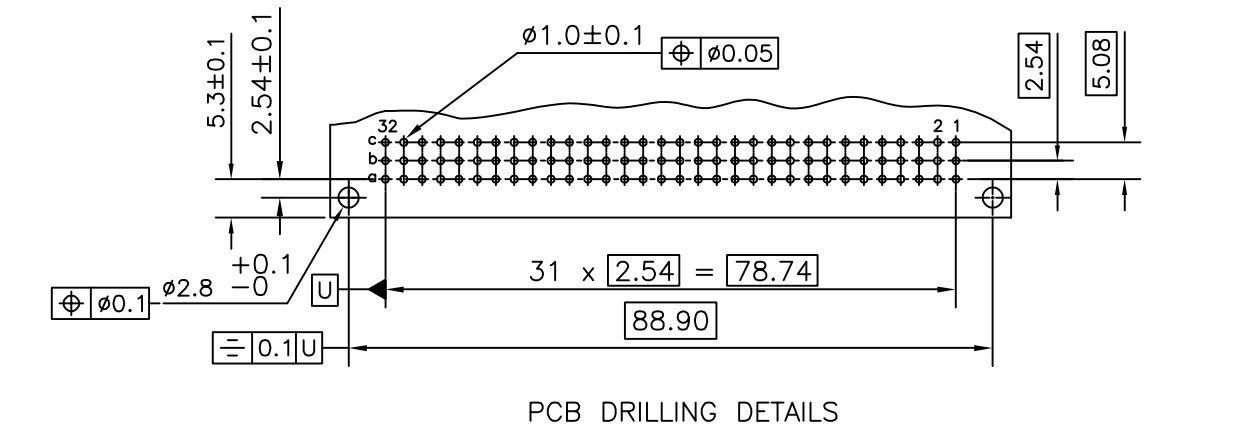
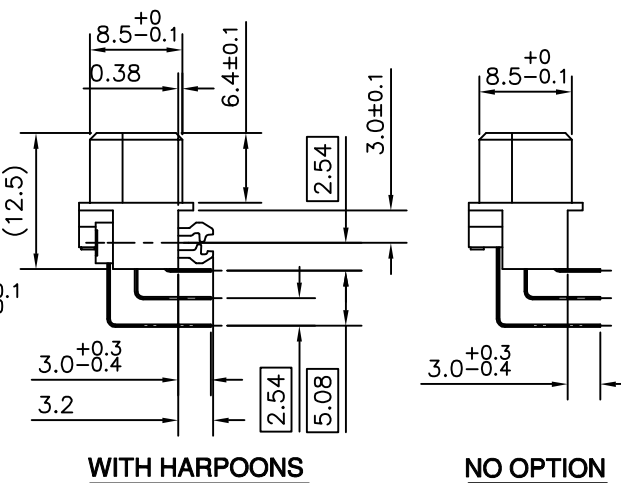
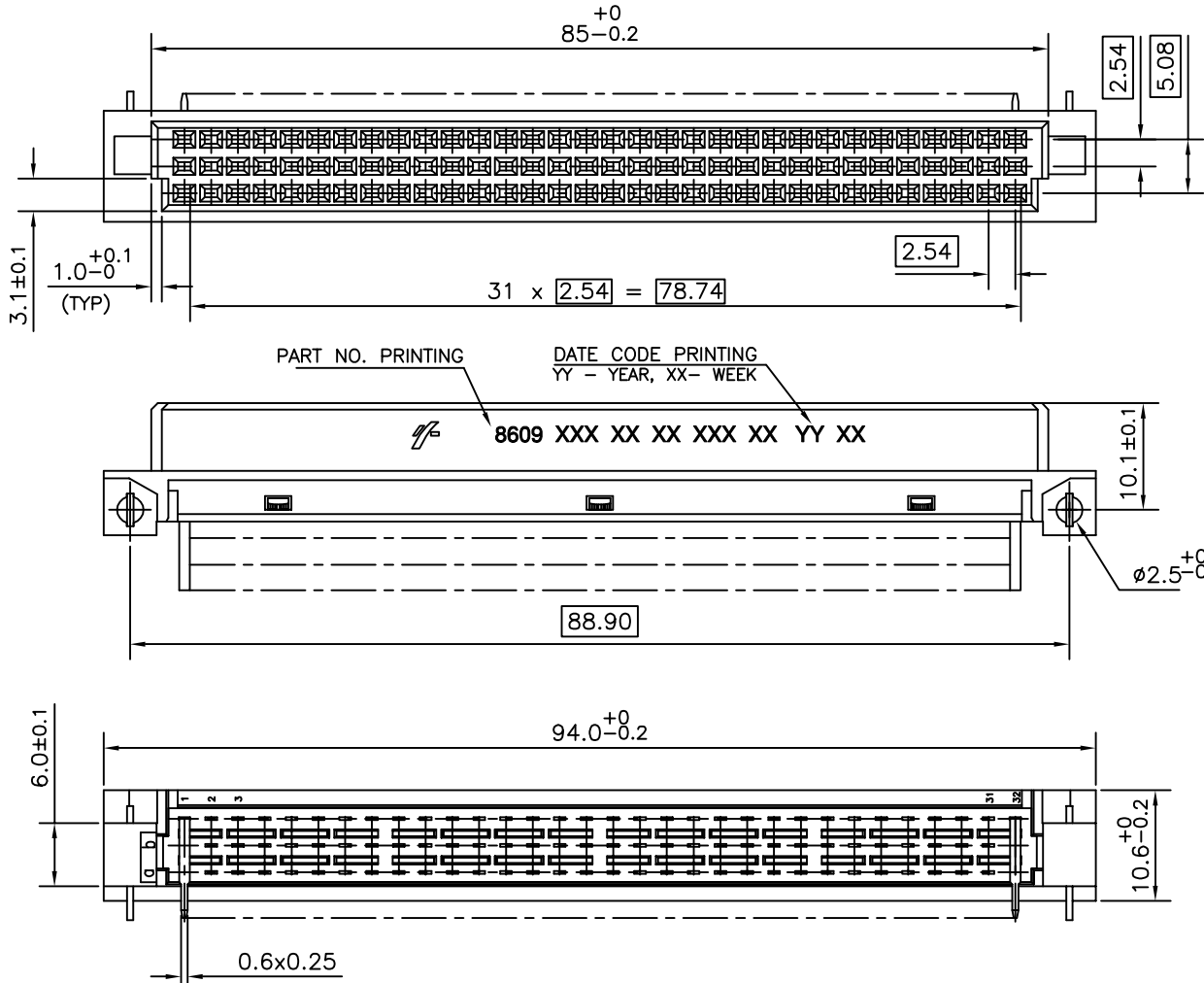
HOUSING MATERIAL : THERMOPLASTIC POLYESTER UL 94 V-0, GREY
 HOUSING CAN WITHSTAND EXPOSURE TO LEAD FREE WAVE SOLDERING TEMPERATURE OF 260-265°C WHEN USED WITH PROTECTIVE ADHESIVE OR PROTECTIVE METALLIC DEVICE FOR RIGHT ANGLE CONNECTORS AS IT IS USED IN CLASSICAL LEAD WAVE SOLDERING AT 235-250°C

CONTACT/ HARPOON MATERIAL : COPPER ALLOY
 CONTACT PLATING : GOLD OVER NICKEL
 ACTIVE ZONE : GOLD OVER NICKEL
 TERMINATION ZONE : GOLD OVER NICKEL
 TIN LEAD VERSION : TIN LEAD OVER NICKEL
 LEAD FREE VERSION : TIN (PURE MATTE) OVER NI
 HARPOON PLATING : TIN LEAD OVER NICKEL
 LEAD FREE VERSION : TIN (PURE MATTE) OVER NI

ELECTRICAL DATA
 CURRENT RATING AT 20°C : 1.5 A
 CURRENT (I MAX) : 2 A
 TEMPERATURE RANGE : -55°C/+125°C
 CONTACT RESISTANCE : ≤ 20mΩ
 INSULATION RESISTANCE : ≥ 10⁶ MΩ
 TEST VOLTAGE (rms) : 1000V

MECHANICAL DATA
 INSERTION FORCE PER CONTACT : ≤ 0.94N
 EXTRACTION FORCE PER CONTACT : ≥ 0.15N
 REFERENCE SPECIFICATIONS : DIN 41612 / IEC 603-2

SERIES	8609	3	96	8	8	13	7	5	5	V1
ROWS FITTED WITH CONTACTS										
Rows a-b	-----		2	64						
Rows a-b-c	-----		3	96						
Rows a-c	-----		4	64						
NUMBER OF CONTACTS										
TYPE OF INSULATOR										
3 ROW FEMALE INSULATOR	-----		8							
METHOD OF MOUNTING										
REVERSE MOUNTING - STYLE R	-----		8							
TERMINATION										
ANGLED SPILL	-----		13							
OPTIONS										
WITH HARPOONS	-----		H							
NO OPTION	-----		7							
PERFORMANCE CLASS										
4 - DIN 41612 CLASS 3	-----		4							
5 - DIN 41612 CLASS 2	-----		5							
6 - DIN 41612 CLASS 1	-----		6							
8 - AS PER MIL C 55302/JSS 50808	-----		8							
PITCH PER ROW										
2.54	-----		5							
V1	----- TIN LEAD VERSION									
V1LF	----- LEAD FREE VERSION									



NOTES:-
 1. THE "LF" PRODUCTS MEET EUROPEAN UNION DIRECTIVES AND OTHER COUNTRY REGULATIONS AS DESCRIBED IN GS-22-008
 2. THE HOUSING WILL WITHSTAND EXPOSURE TO 260°C PEAK TEMPERATURE FOR 3.5 SECONDS IN A WAVE SOLDER APPLICATION WITH A 1.6 MM MINIMUM THICK CIRCUIT BOARD
 3. LEAD FREE OR RoHS DIRECTIVE LABELING TO BE PROVIDED AS PER GS-14-920 FOR LEAD FREE VERSION.

mat'l. code	surface	tolerance	projection	product family
-	ISO 1302	ISO 406 ISO 1101	mm	8609
ltr	ecn no	dr	date	title
A	104-0100	MINI	09/11/2004	DIN REVERSE RECEPTACLE ANGLED SPILL DIN 41612 STYLE-R
B	105-0042	MINI	19/05/2005	
C	106-0063	MINI	01/06/2006	
		dr	MINI K VANDANATH	29/09/2004
		enr	RAKHEE GEORGE	29/09/2004
		chr	RAKHEE GEORGE	01/06/2006
		appd	RAKHEE GEORGE	01/06/2006
sheet index	revision	C		dwg no
	sheet	1		sheet 1 of 1
				size
				A3
				type
				Product Customer Drawing



Copyright FCI