

9mm Snap-In Insulated Shaft Potentiometer



Part Number

R0904N - B 50K , L- 20 F

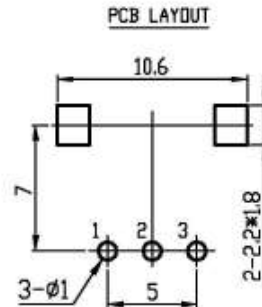
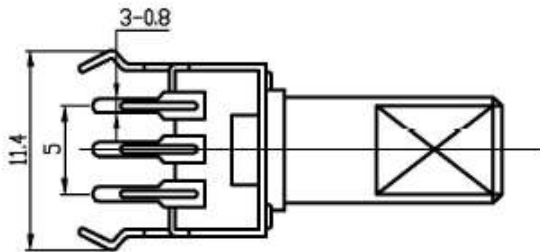
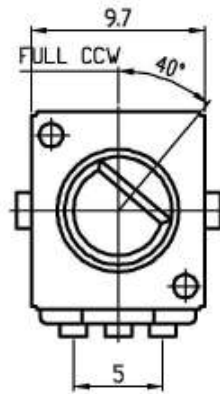
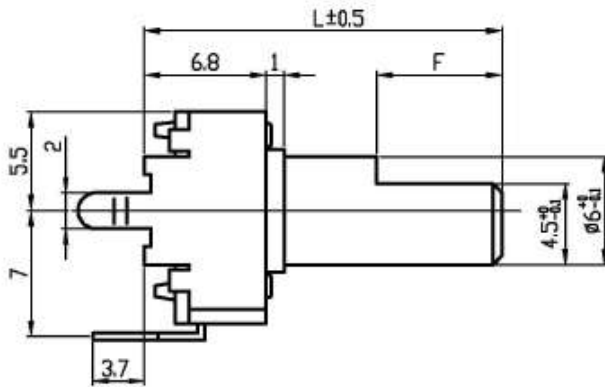
Taper

Shaft Length

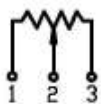
Resistance value

Shaft Type

Dimensions

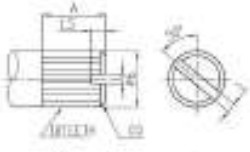
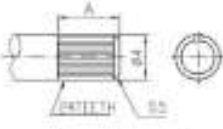
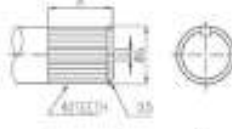


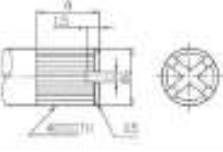
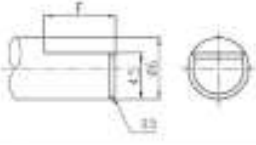
CIRCUIT



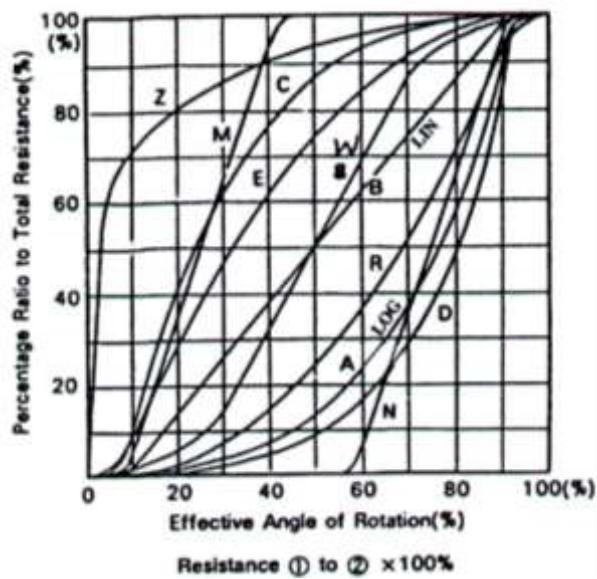
9mm Snap-In Insulated Shaft Potentiometer

Shaft Type

KC Type				KS Type				KQ Type			
											
L	15	20	25	L	15	20	25	L	15	20	25
A	7	7	7	A	7	7	7	A	6	7	7

KT Type					FT Type			
								
L	9	15	20	25	L	15	20	25
A	--	6	7	7	A	6	7	12

*** RESISTANCE TAPER : B (LIN)**



9mm Snap-In Insulated Shaft Potentiometer

General

Operating temperature	-10 ℃ ~ +70 ℃
Manual soldering	300 ℃ Max 3sec

Electrical Characteristics 電氣特性

Total resistance	500Ω ~ 500KΩ
Resistance tolerance	±20%
Resistance taper	A B C
Sliding noise	Less than 80 mV
殘留阻值 Residual resistance	Term. 1-2 :Less than 20Ω Term. 2-3 :Less than 40Ω
Insulation resistance	More than 100MΩ at DC 250V
Rated power(W)	0.05W
Max. Operating voltage	AC 50V / DC 20V
Withstand voltage	1 Minute at AC 250 V

Mechanical Characteristics 機械特性

Total rotational angle	280° ± 10°
Rotational torque	30 ~ 150 gf.cm
Rotational stopper strength	3Kgf.cm Min
Shaft push-pull strength	4Kgf. Max
Rotational life	15,000 Cycles.