


Data sheet | Item number: 793-3503

WMB marking card; as card; MARKED; 11 ... 20 (10x); Horizontal marking;
snap-on type; white

www.wago.com/793-3503



Subject to changes. Please also observe the further product documentation!

WAGO GmbH & Co. KG
Hansastr. 27
32423 Minden
Phone: +49571 887-0 | Fax: +49571 887-169
Email: info.de@wago.com | Web: www.wago.com

Do you have any questions about our products?
We are always happy to take your call at +49 (571) 887-44222.



Data

Technical data

Marking method	thermal transfer
Marking	11 ... 20
Marking (number)	10
Marking direction	Horizontal marking
Marking color	black
Marking type	Numbers
Representation of the imprint	consecutive numbers per strip
Pre-assembly	10 strips with 10 markers per card

Physical data

Marker/Strip width	3.5 mm
Marker width	3.5 mm

Mechanical data

Smear resistance	EN 60998-1:2004
------------------	-----------------

Material data

Color	white
UV resistance	EN 60068-2-5:2010 Procedure B
Weight	6.6 g
Fire load	0.196 MJ

Commercial data

Product Group	2 (Terminal Block Accessories)
PU (SPU)	5 Stück
Packaging type	bag
Country of origin	DE
GTIN	4055143698801
Customs tariff number	49119900000

Subject to changes. Please also observe the further product documentation!

WAGO GmbH & Co. KG
 Hansastr. 27
 32423 Minden
 Phone: +49571 887-0 | Fax: +49571 887-169
 Email: info.de@wago.com | Web: www.wago.com

Do you have any questions about our products?
 We are always happy to take your call at +49 (571) 887-44222.

Downloads

Environmental Product Compliance

Compliance Search

Environmental Product Compliance 793-3503


URL

Download

WMB marking card; as card; MARKED; 11 ... 20 (10x); Horizontal marking; snap-on type; white

Installation Notes

Application




Separating a strip from the WMB or WMB marker card.



Stretching a WMB marker strip.




Separating an individual marker from the WMB marker strip – for larger terminal blocks.



Snapping a marking strip into the marker slot.

Marking

Subject to changes. Please also observe the further product documentation!



Snapping a WMB marker strip into the marker slot of the double marker carrier.



Snapping a marking strip into the marker slot.

Product family

WMB Multi marking system

[Show all products from the family](#)

Subject to changes. Please also observe the further product documentation!