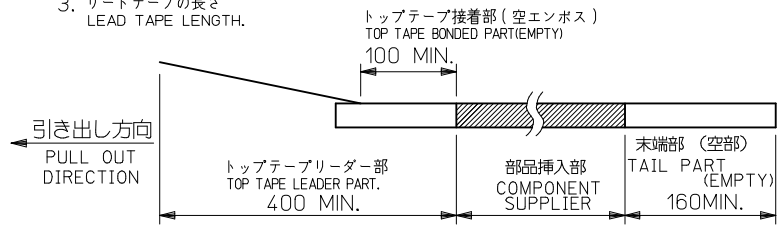
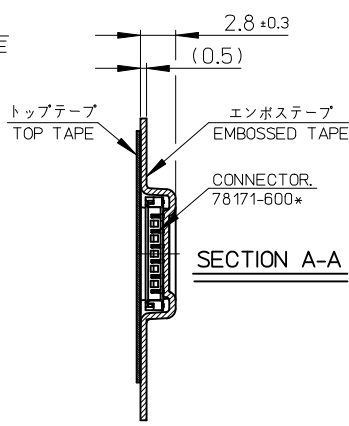
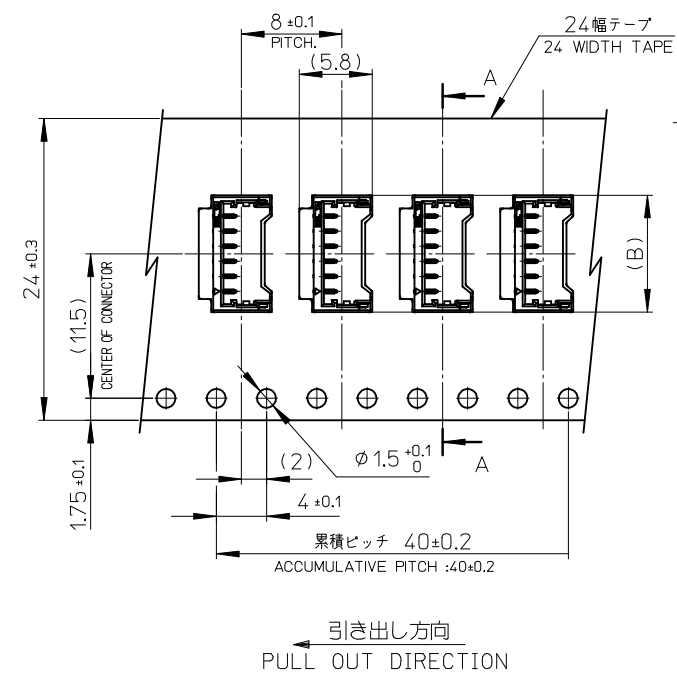


NOTES

- 製品詳細につきましては、SD-78171-002 を参照下さい。
RE DETAILED DIMENSION, SEE SD-78171-002.
- 梱包数量：4,500 個/リール
NUMBER OF CONNECTORS:4,500PCS/REEL.
- リードテープの長さ
LEAD TAPE LENGTH.



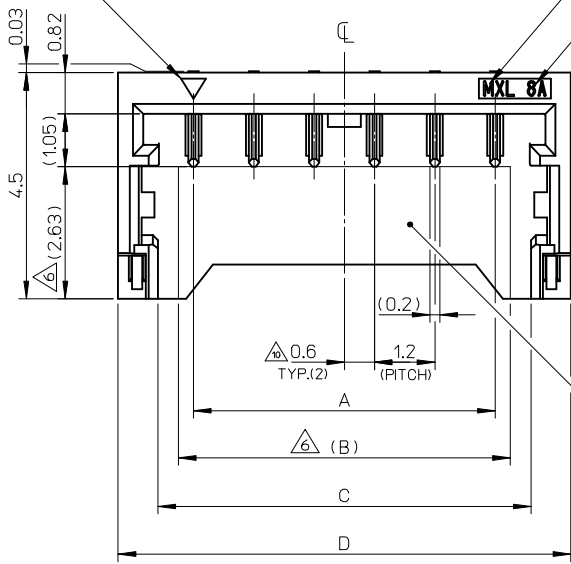
- 材料 (MATERIAL)
キャリアテープ (CARRIER TAPE) : POLYPROPYLENE - PP
トップテープ (TOP TAPE) : PET, PE, PE
リール (REEL) : ポリスチレン (POLYSTYRENE) <リサイクル材を含む>
<RECYCLE MATERIAL CONTAINED.>
- 製品の取扱いについては取扱説明書 "AS-78172-001" を参照願います。
REFER TO INSTRUCTION MANUAL "AS-78172-001"
- ELV及びRoHS適合品
ELV AND RoHS COMPLIANT.



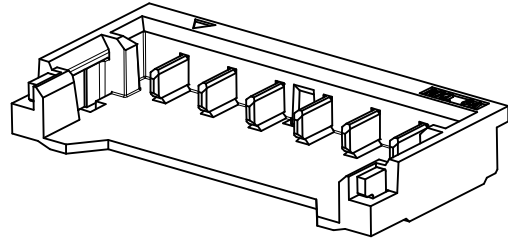
10.5	78171-6007	78171-5007	7	78171-500*
9.3	78171-6006	78171-5006	6	
B	CONNECTOR	MATERIAL NO.	CKT.	MODEL NO.

REVISED EC NO: J2014-0305 DRWN: YAKE 2013/05/15 CHKD: KASAKAWA 2013/05/15 APPR: NUKITA 2013/08/20	DESCRIPTION REV	GENERAL TOLERANCES (UNLESS SPECIFIED)		DIMENSION STYLE MM ONLY		SCALE	DESIGN UNITS	THIRD ANGLE PROJECTION		
		10 UNDER	±0.2	DRAWN BY	DATE	TITLE	EMBOSSSED TAPE PKG FOR 78171		DOCUMENT NO. SD-78171-001	SHEET NO. 1 OF 1
		10 OVER 30 UNDER	±0.25	T. ODA	'08/11/07					
		30 OVER	±0.3	CHECKED BY	DATE					
ANGULAR	±3 °	SA. SATO	'08/11/07							
DRAFT WHERE APPLICABLE MUST REMAIN WITHIN DIMENSIONS		APPROVED BY S. ICHIKAWA '08/11/07		SEE CHART		THIS DRAWING CONTAINS INFORMATION THAT IS PROPRIETARY TO MOLEX INCORPORATED AND SHOULD NOT BE USED WITHOUT WRITTEN PERMISSION				

CKT No.1



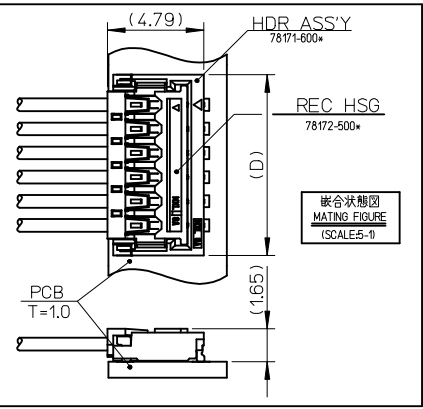
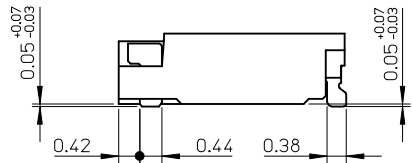
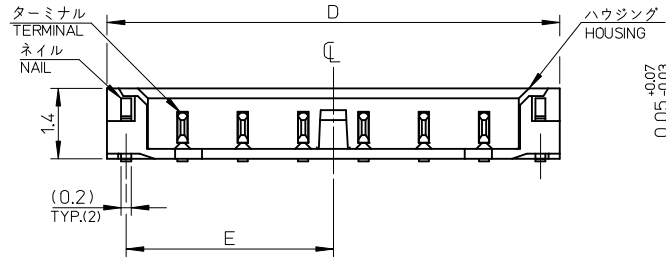
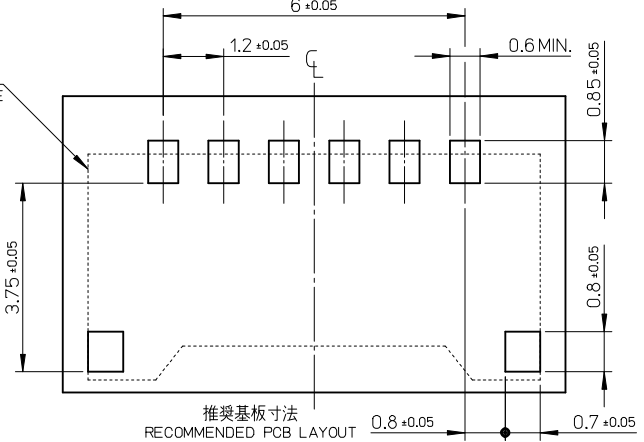
トレードマーク
TRADE MARK
キャビ番号
CAV No.



吸着推奨エリア
RECOMMENDED CHIPMOUNTER
VACUUM NOZZLE AREA

- 注記: 1. 材質 ハウジング: PA46, UL94V-0色: 黒
NOTES. MATERIALS HOUSING: PA46, UL94V-0, COLOUR:BLACK
- ターミナル: 銅合金
TERMINAL: COPPER ALLOY
ネイル: 銅合金
FITTING NAIL: COPPER ALLOY
2. メッキ仕様 ターミナル: 金メッキ0.1μmMIN, ニッケル下地メッキ1.0μm MIN
FINISHES TERMINAL:GOLD 0.1μmMIN. WITH 1.0μm MIN NICKEL UNDERPLATE OVERALL
ネイル: 錫メッキ 1.5 μm MIN ニッケル下地メッキ1.0 μm MIN
FITTING NAIL:1.5μm MIN TIN WITH 1.0μm MIN NICKEL UNDERPLATE OVERALL
3. 嵌合相手: 78172-500*
MATING WITH: 極数 No. CIRCUIT No.
4. 梱包形態: エンボスリール梱包 (詳細はSD-78171-001 を参照願います)
PACKAGING SPECIFICATION:EMBOSSED TAPE(REFER TO SD-78171-001)
- △ 製品番号は右記の内容を示す: 78171-600*
PRODUCT NUMBER INDICATES FOLLOWING 極数 No. CIRCUIT No.
- △ 吸着推奨エリアを示す
SHOWS VACUUM NOZZLE AREA.
7. ソルダータールとネイルの平坦度: 0.10 mm MAX
SOLDER TAIL AND FITTING NAIL COPLANARITY 0.1mm MAX.
8. ELV及びRoHS 適合品
ELV AND RoHS COMPLIANT.
9. 製品の取扱いについては取扱説明書"AS-78172-001"を参照願います
REFER TO INSTRUCTION MANUAL"AS-78172-001"
- △ 偶数極の製品に適用
APPLY EVEN CIRCUIT PRODUCTS

コネクタ外形図
CONNECTOR OUTLINE



7.2	7.8	8.62	10.2	4.72	7	78171-5007	78171-6007	78171-600*
6	6.6	7.42	9	4.12	6	78171-5006	78171-6006	
A	B	C	D	E	CKT	PACKING FORM: EMBOSSED TAPE		
						ORDER No.	MATERIAL NO.	MODEL NO.

REVISED EC NO: J2014-0305 DRWN:YAKE 2013/05/15 CHKD:KASAKAWA 2013/05/15 APPR:NUKITA 2013/08/20	DESCRIPTION	GENERAL TOLERANCES (UNLESS SPECIFIED)		DIMENSION STYLE		SCALE	DESIGN UNITS	THIRD ANGLE PROJECTION		
				MM ONLY		10:1	METRIC			
		10 UNDER	±0.2	DRAWN BY	DATE	TITLE				
		10 OVER 30 UNDER	±0.25	T. ODA	08/06/20	1.2W/B CONN. HDR ASS'Y				
		30 OVER	±0.3	CHECKED BY	DATE					
ANGULAR ±3 °		APPROVED BY	DATE	2010/10/25						
DRAFT WHERE APPLICABLE MUST REMAIN WITHIN DIMENSIONS		NUKITA			MATERIAL NO.				DOCUMENT NO.	SHEET NO.
		SEE CHART		SD-78171-002					1 OF 1	
		THIS DRAWING CONTAINS INFORMATION THAT IS PROPRIETARY TO MOLEX INCORPORATED AND SHOULD NOT BE USED WITHOUT WRITTEN PERMISSION								