



Simplicity Debug Adapter Board


SLSDA001A



Simplicity Debug Adapter Board with 10-pin ribbon cable (included)



Simplicity Debug Adapter Board connected to a Wireless Starter kit (not included)



Simplicity Debug Adapter Board, Wireless Starter Kit and Target Board

The Simplicity Debug Adapter Board plugs directly into the Debug Connector and the Simplicity Connector on a [Wireless Starter Kit \(WSTK\)](#) or a [subset of Starter Kits \(STK\)](#) and combines selected functionality from these two to a smaller footprint 10-pin connector which is more suitable for space constrained designs.

The ARM® Cortex® 10-pin Debug Connector follows the standard Cortex pin-put defined by ARM and allows the WSTKs and STKs to be used to debug hardware designs that use this connector.

Note: Packet Trace is only available on the Wireless STK Mainboards. MCU Starter Kits do not support Packet Trace

Add to Cart

Hardware Features

Simplicity Debug Adapter Board contents:

- Simplicity Debug Adapter Board
- 10-pin ribbon cable

10-pin Debug Interfaces:

- Silicon Labs Mini Simplicity Connector
- ARM Cortex 10-pin Debug Connector
- Silicon Labs ISA3 Packet Trace

Advanced Debug Features:

- SWD
- JTAG










- ETM
- AEM
- PTI
- VCOM
- Virtual UART




Interface Capabilities and Features

Feature	20-pin Standard ARM Cortex Debug+ETM Connector	20-pin Simplicity Connector	Simplicity Debug Adapter Board Interfaces (Standard or Tag-Connect 10-pin cable)			Tag-Connect Interface
			Mini Simplicity Connector	Cortex Debug Connector	ISA3 Packet Trace Port Connector	
SWD (serial wire debug)	X		X	X	X	X
JTAG	X			X	X	
C2	X			X		
ETM (embedded trace module)	X					
AEM (advanced energy monitoring)		X	X			
PTI (packet trace interface)		X	X		X	
VCOM (virtual COM port)		X	X			
Virtual UART	X		X	X	X	X

Note: ISA Packet Trace Port Connector interface is not yet supported by the WSTK.

Compatible Starter Kits

Kit	Part Number	Frequency	Output Power	Price (USD)	Add to Cart
EFM32 Happy Gecko Starter Kit	SLSTK3400A	—	—		
EFM32 Pearl Gecko Starter Kit	SLSTK3401A	—	—		
EFR32 Flex Gecko 2.4 GHz 915 MHz Starter Kit	SLWSTK6060A	915 MHz	+20 dBm		
EFR32 Flex Gecko 2.4 GHz 868 MHz Starter Kit	SLWSTK6061A	868 MHz	+13 dBm		
EFR32 Flex Gecko 2.4 GHz 490 MHz Starter Kit	SLWSTK6062A	490 MHz	+20 dBm		
EFR32 Flex Gecko 2.4 GHz 434 MHz Starter Kit	SLWSTK6063A	434 MHz	+10 dBm		
EFR32 Flex Gecko 2.4 GHz 169 MHz Starter Kit	SLWSTK6065A	169 MHz	+20 dBm		
EZR32 Happy Gecko 915 MHz Starter Kit	SLWSTK6242A	915 MHz	+ 20 dBm		
EZR32 Happy Gecko 868 MHz Starter Kit	SLWSTK6240A	868 MHz	+ 16 dBm		

EZR32 Happy Gecko 490 MHz Starter Kit	SLWSTK6243A	490 MHz	+ 20 dBm	
EZR32 Happy Gecko 434 MHz Starter Kit	SLWSTK6241A	434 MHz	+ 10 dBm	
EZR32 Happy Gecko 169 MHz Starter Kit	SLWSTK6244A	169 MHz	+ 20 dBm	

Silicon Labs Community

[Visit the Community](#)

Question? Ask our 20,000 member-strong community.

Documentation

READ THIS FIRST

AN958: Debugging and Programming Interfaces for Custom Designs

[Read Now](#) ↗

AN124: Pin Sharing Techniques for the C2 Interface

[Learn More](#) ↗

AN961: Bringing Up Customer Nodes for the Mighty Gecko and Flex Gecko Families

[Learn More](#) ↗

UG162: Simplicity Commander Reference Guide

[Learn More](#) ↗



[About Us](#)

[In the News](#)

[Email Newsletter](#)

[Cookies](#)

[Contact Us](#)

[Community](#)

[Site Feedback](#)

[Investor Relations](#)

[Blog](#)

[Privacy and Terms](#)

[Corporate](#)

Accept

Important information regarding the Silicon Labs website: this site uses cookies to improve user experience and stores information on your computer. By continuing to use our site, you consent to our [Cookie Policy](#). If you do not want to enable cookies, review our policy and learn how they can be disabled. Note that disabling cookies will disable some features of the site.