

LF 3800/LF 3900 Push-In Fittings Range

Stud Fittings

Straights

3805
3905
BSPT
Page 1-79



3805
NPT
Page 1-79



3801
3901
BSPP/Metric
Page 1-79



3821
3921
BSPT
Page 1-80



3821
3921
NPT
Page 1-80



3831
3931
BSPP/Metric
Page 1-80



3800
3900
Page 1-81



Straights - Inch

3805
NPT
Page 1-79



3821
NPT
Page 1-80



Elbows

3809
3909
BSPT
Page 1-81



3809
NPT
Page 1-81



3899
3999
BSPP/Metric
Page 1-81



3889
3989
BSPT
Page 1-82



3889
NPT
Page 1-82



3879
3979
BSPP
Page 1-82



3889
NPT
Page 1-82



Elbow - Inch

Tees

3803
3903
BSPT
Page 1-83



3803
NPT
Page 1-83



3893
3993
BSPP/Metric
Page 1-83



3808
3908
BSPT
Page 1-83



3808
NPT
Page 1-84



3898
3998
BSPP/Metric
Page 1-84



Tube-to-Tube Fittings

Straight

3806
3906
Page 1-85



Straight - Inch

3806
3906
Page 1-85



Elbow

3802
3902
Page 1-85



Elbow - Inch

3802
3902
Page 1-85



Tee

3804
3904
Page 1-85



Tee - Inch

3804
Page 1-86



Bulkhead Connector Fittings

Straight

3816
3916
Page 1-86



Straight - Inch

3816
3916
Page 1-86



Plug-In Fittings and Accessories

3866
3966
Reducer
Page 1-87



3826
Plug
Page 1-87



Accessories

3800 70
Page 1-87



0605
Page 1-87



3000 70
Page 1-87



LF 3800/LF 3900 Push-In Fittings

Parker Legris has developed two ranges of **stainless steel fittings (LF 3800 or LF 3900 in full 316L)** for conveying corrosive fluids in **aggressive environments**. These ranges provide two complementary levels of corrosion resistance and a **hygienic external design**.

Product Advantages

High Resistance to Aggressive Environments

LF 3800: excellent for conveying aggressive fluids
 LF 3900: maximum chemical resistance to internal and external corrosion
 Hygienic external design for reducing retention zones
 Easy cleaning in situ
 Proven gripping technology

Wide Range of Applications

Perfect for permanent contact with foodstuffs
 Compatible with frequent sterilization
 Excellent in saline environments and outdoor applications
 Resistant to industrial cleaning agents and detergents
 Compatible with polymer and grooved stainless steel tubing
 One fitting for many applications: optimised stock management

Reliability & Safety

All-metal product allowing detection of all components
 Full bore, with minimal pressure drop
 Resistant to hammering, mechanical shock and impulse
 Manual connection and disconnection, no tools required
 100% leak-tested in production
 Date coding to guarantee quality and traceability
 IP 51 bulkhead: complete protection against ingress in food and non-food zones



Applications
 Food Process
 Paper Industry
 Petrochemical
 Pharmaceutical
 Chemical
 Medical

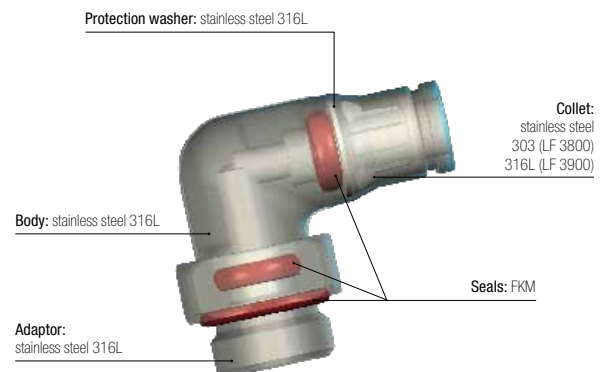
Technical Characteristics

Compatible Fluids	All fluids compatible with the fitting and tubing component materials					
Working Pressure	Vacuum to 30 bar (20 bar: 3879/3979 and 3889/3989)					
Working Temperature	-20° to +150°C					

Adaptor Tightening Torque	Threads	M5x0.8	G1/8	G1/4	G3/8	G1/2
	daN.m	0.16	0.8	1.2	3	3.5
Bulkhead Tightening Torque	Ø (mm)	4	6	8	10	12
	daN.m min.	0.5	0.5	0.6	0.6	0.6
	daN.m max.	0.9	0.9	1	1	1

Reliable performance is dependent upon the type of fluid conveyed, component materials and tubing being used.
 Use is guaranteed with a vacuum of 755 mm Hg (99% vacuum).

Component Materials



Silicone-free

Regulations



ISO 14743 Pneumatic transmissions, push-in fittings for thermoplastic tubing
 DI: 97/23/EC (PED)
 DI: 2002/95/EC (RoHS), 2011/65/EC
 DI: 94/9/EC (ATEX)

RG: 1907/2006 (REACH)
 UL94 V-0: Seal
 RG: 21 CFR (FDA)
 RG: 1935/2004/EC
 USDA NSF H1: Grease

Stud Fittings



3805/3905

Stud Fitting, Male BSPT Thread

ØD	C	Stainless steel 316L, FKM		F	F1	H	kg
							
4	R1/8	3805 04 10	3905 04 10	10	3	14.5	0.008
	R1/4	3805 04 13	3905 04 13	14	3	14.5	0.016
6	R1/8	3805 06 10	3905 06 10	13	4	18	0.012
	R1/4	3805 06 13	3905 06 13	14	4	16.5	0.018
8	R1/8	3805 08 10	3905 08 10	15	5	19	0.015
	R1/4	3805 08 13	3905 08 13	15	6	18	0.018
10	R3/8	3805 08 17	3905 08 17	17	6	18.5	0.025
	R1/4	3805 10 13	3905 10 13	19	6	24	0.029
12	R3/8	3805 10 17	3905 10 17	19	6	22.5	0.031
	R1/4	3805 12 13	3905 12 13	22	7	25	0.035
12	R3/8	3805 12 17	3905 12 17	22	8	24	0.038
	R1/2	3805 12 21	3905 12 21	22	10	23	0.046

3805



Stud Fitting, Male NPT Thread

ØD	C	Stainless steel 316L, FKM		F	F1	H	kg
							
4	NPT1/8	3805 04 11		11	3	14.5	0.009
6	NPT1/8	3805 06 11		13	4	18	0.012
	NPT1/4	3805 06 14		14	4	16.5	0.017
8	NPT1/8	3805 08 11		15	5	19	0.015
	NPT1/4	3805 08 14		15	6	18	0.019
10	NPT1/4	3805 10 14		19	6	24	0.028
	NPT3/8	3805 10 18		19	7	22.5	0.031
12	NPT1/4	3805 12 14		22	7	25	0.035
	NPT3/8	3805 12 18		22	8	24	0.039
	NPT1/2	3805 12 22		22	10	23	0.045

3805

Stud Fitting, Male NPT Thread



Inch

ØD	C	Stainless steel 316L, FKM		F	F1	H	kg
							
3/16	NPT1/8	3805 55 11		10	3	15.5	0.010
	NPT1/4	3805 55 14		14	3	15.5	0.016
1/4	NPT1/8	3805 56 11		13	4	19	0.012
	NPT1/4	3805 56 14		14	4	17.5	0.017
3/8	NPT1/4	3805 60 14		19	6	25	0.029
	NPT3/8	3805 60 18		19	7	24	0.032
1/2	NPT1/4	3805 62 14		22	7	26	0.039
	NPT3/8	3805 62 18		22	8	25	0.042
	NPT1/2	3805 62 22		22	10	25	0.050

5/32" (4 mm) and 5/16" (8 mm) also available

3801/3901

Stud Fitting, Male BSPP and Metric Thread

ØD	C	Stainless steel 316L, FKM		F	F1	H	kg
							
4	M5x0.8	3801 04 19	3901 04 19	10	2.5	17	0.006
	G1/8	3801 04 10	3901 04 10	13	3	16.5	0.009
6	M5x0.8	3801 06 19	3901 06 19	13	2.5	20.5	0.010
	G1/8	3801 06 10	3901 06 10	13	4	18	0.010
8	G1/4	3801 06 13	3901 06 13	17	4	18	0.015
	G1/8	3801 08 10	3901 08 10	15	5	19	0.013
10	G1/4	3801 08 13	3901 08 13	17	5	20.5	0.017
	G3/8	3801 08 17	3901 08 17	21	6	20	0.027
12	G1/4	3801 10 13	3901 10 13	19	7	25	0.025
	G3/8	3801 10 17	3901 10 17	21	7	25	0.035
12	G1/4	3801 12 13	3901 12 13	21	7	27	0.030
	G3/8	3801 12 17	3901 12 17	21	9	26.5	0.034

Other products are available upon request; please do not hesitate to consult us.

Stud Fittings

3821/3921 Stud Standpipe, Male BSPT Thread

ØD	C	Stainless steel 316L		F	H	kg
4	R1/8	3821 04 10	3921 04 10	10	21	0.006
	R1/8	3821 06 10	3921 06 10	10	23	0.007
6	R1/4	3821 06 13	3921 06 13	14	24	0.015
	R1/8	3821 08 10	3921 08 10	11	24	0.008
8	R1/4	3821 08 13	3921 08 13	14	25	0.015
	R1/4	3821 10 13	3921 10 13	19	30	0.020
10	R3/8	3821 10 17	3921 10 17	19	30	0.022
	R1/4	3821 12 13	3921 12 13	19	31	0.017
	R3/8	3821 12 17	3921 12 17	19	31	0.022
12	R1/2	3821 12 21	3921 12 21	22	32	0.040

3821/3921 Stud Standpipe, Male NPT Thread

ØD	C	Stainless steel 316L		F	H	kg
4	NPT1/8	3821 04 11	3921 04 11	10	21	0.006
	NPT1/8	3821 06 11	3921 06 11	10	23	0.008
6	NPT1/4	3821 06 14	3921 06 14	14	24	0.016
	NPT1/8	3821 08 11	3921 08 14	14	24	0.010
8	NPT1/4	3821 08 14	3921 08 14	14	25	0.016
	NPT1/4	3821 10 14	3921 10 14	14	30	0.016
10	NPT3/8	3821 10 18	3921 10 18	17	30	0.022
	NPT1/4	3821 12 14	3921 12 14	14	31	0.022
12	NPT3/8	3821 12 18	3921 12 18	17	31	0.026
	NPT1/2	3821 12 22	3921 12 22	22	32	0.052

3821 Stud Standpipe, Male NPT Thread

Inch

ØD	C	Stainless steel 316L		F	H	kg
3/16	NPT1/8	3821 55 11		9.9	24.9	0.009
	NPT1/8	3821 56 11		9.9	25.9	0.009
1/4	NPT1/4	3821 56 14		14	26.9	0.018
	NPT1/4	3821 60 14		19	32	0.018
3/8	NPT3/8	3821 60 18		19	32	0.029
	NPT1/4	3821 62 14		19	36.1	0.033
1/2	NPT3/8	3821 62 18		19	37.1	0.037
	NPT1/2	3821 62 22		22.1	37.1	0.055

5/32" (4 mm) and 5/16" (8 mm) also available

3831/3931 Stud Standpipe, Male BSPP and Metric Thread

ØD	C	Stainless steel 316L, FKM		F	H	K	kg
4	M5x0.8	3831 04 19	3931 04 19	7	23.5	8	0.005
	G1/8	3831 04 10	3931 04 10	13	22	14	0.008
	G1/4	3831 04 13	3931 04 13	17	22	18.5	0.016
6	G1/8	3831 06 10	3931 06 10	13	24	14	0.009
	G1/4	3831 06 13	3931 06 13	17	24	18.5	0.015
8	G1/8	3831 08 10	3931 08 10	13	25	14	0.010
	G1/4	3831 08 13	3931 08 13	17	27	18.5	0.018
	G3/8	3831 08 17	3931 08 17	21	27	23	0.025
10	G1/4	3831 10 13	3931 10 13	17	32	18.5	0.020
	G3/8	3831 10 17	3931 10 17	21	27	23	0.026
12	G1/4	3831 12 13	3931 12 13	17	33	18.5	0.022
	G3/8	3831 12 17	3931 12 17	21	33	23	0.028
	G1/2	3831 12 21	3931 12 21	24	36	26	0.043

LF 3800 : full 316L stainless steel (body) with 303 stainless steel collet, FKM seals
 LF 3900 : full 316L, FKM seals

Stud Fittings

3800/3900

Cartridge

ØD	Stainless steel 316L, FKM		L	G	G1	H	H1	H2	kg
4	3800 04 00	3900 04 00	9.8	8	17	8.5	8.5	11	0.006
6	3800 06 00	3900 06 00	12.1	10	19	10.5	8.5	13.5	0.008
8	3800 08 00	3900 08 00	14.8	13	21	12.5	8.5	16	0.012
10	3800 10 00	3900 10 00	17.5	15	24.5	14	10.5	20	0.019
12	3800 12 00	3900 12 00	20	17	25	14.5	10.5	22.5	0.023

3800: collet in stainless steel 303
3900: collet in stainless steel 316L
Cavity dimensions are available in Chapter 2.

3809/3909

Stud Elbow, Male BSPT Thread

ØD	C	Stainless steel 316L, FKM		F	G	H	L	kg
4	R1/8	3809 04 10	3909 04 10	10	10	23.5	16.5	0.020
	R1/8	3809 06 10	3909 06 10	13	12	27.5	20	0.031
6	R1/4	3809 06 13	3909 06 13	14	12	27.5	25	0.036
	R1/8	3809 08 10	3909 08 10	14	15	32	25	0.041
8	R1/4	3809 08 13	3909 08 13	14	14.5	34	25	0.046
	R1/4	3809 10 13	3909 10 13	19	17.5	37.5	27.5	0.068
10	R3/8	3809 10 17	3909 10 17	19	17.5	37.5	27.5	0.069

The body swivels for positioning purposes.

3809

Stud Elbow, Male NPT Thread

ØD	C	Stainless steel 316L, FKM		F	G	H	L	kg
4	NPT1/8	3809 04 11		11	10	25.5	18.5	0.021
	NPT1/8	3809 06 11		13	12.5	29	22.5	0.025
6	NPT1/4	3809 06 14		14	12.5	29	22.5	0.030
	NPT1/8	3809 08 11		14	15	34	24	0.041
8	NPT1/4	3809 08 14		14	15	34	24	0.046
	NPT1/4	3809 10 14		19	17.5	39.5	30	0.057
10	NPT3/8	3809 10 18		19	17.5	39.5	30	0.071

The body swivels for positioning purposes.

3899/3999


Stud Elbow, Male BSPP and Metric Thread

ØD	C	Stainless steel 316L, FKM		F	G	H	L	kg
4	M5x0.8	3899 04 19	3999 04 19	10	10	26	18	0.019
	G1/8	3899 04 10	3999 04 10	13	10	27	19	0.021
	G1/4	3899 04 13	3999 04 13	17	10	27	19	0.018
6	M5x0.8	3899 06 19	3999 06 19	13	12	33	24	0.031
	G1/8	3899 06 10	3999 06 10	6	12	33	24	0.031
	G1/4	3899 06 13	3999 06 13	17	12	32	24	0.035
8	G1/8	3899 08 10	3999 08 10	14	15	35	25	0.039
	G1/4	3899 08 13	3999 08 13	17	15	35	25	0.044
	G3/8	3899 08 17	3999 08 17	21	15	34.5	25	0.048
10	G1/4	3899 10 13	3999 10 13	19	17	43	31	0.068
	G3/8	3899 10 17	3999 10 17	21	17	42	31	0.072

The body swivels for positioning purposes.

Stud standpipe 3821, 3921, 3831, 3931 can be used as illustrated, allowing:

- stock optimisation
- installation of tees and elbows where required



Stud Fittings

3889/3989

Compact Stud Elbow, Male BSPT Thread

ØD	C	Material		F	G	H	L	kg
		3889	3989					
4	R1/8	3889 04 10	3989 04 10	13	10	18	17	0.018
	R1/4	3889 04 13	3989 04 13	17	10	19.5	16.5	0.025
6	R1/8	3889 06 10	3989 06 10	13	12	21.5	20.5	0.026
	R1/4	3889 06 13	3989 06 13	14	12	21.5	20.5	0.032
8	R1/8	3889 08 10	3989 08 10	14	15	24	22	0.036
	R1/4	3889 08 13	3989 08 13	14	15	24	22	0.041
10	R1/4	3889 10 13	3989 10 13	17	17.5	28.5	27.5	0.057
	R3/8	3889 10 17	3989 10 17	19	17.5	28.5	27.5	0.062
	R1/4	3889 12 13	3989 12 13	22	20	33.5	30	0.086
12	R3/8	3889 12 17	3989 12 17	22	20	33.5	30	0.088
	R1/2	3889 12 21	3989 12 21	22	20	33.5	33	0.095

The body swivels for positioning purposes.
Max. 20 bar

3889

Compact Stud Elbow, Male NPT Thread

ØD	C	Material		F	G	H	L	kg
		3889	3989					
4	NPT1/8	3889 04 11		13	10	17.5	19	0.019
	NPT1/4	3889 06 14		14	12.5	20	22.5	0.033
6	NPT1/8	3889 06 11		13	12.5	20	22.5	0.020
	NPT1/4	3889 06 14		14	12.5	20	22.5	0.033
8	NPT1/8	3889 08 11		13	15	25	24	0.037
	NPT1/4	3889 08 14		14	15	24	24	0.037
10	NPT1/4	3889 10 14		17	17.5	27.5	27.5	0.058
	NPT3/8	3889 10 18		19	17.5	28.5	26.5	0.067
	NPT1/4	3889 12 14		22	20	31.5	32.5	0.070
12	NPT3/8	3889 12 18		22	20	32.5	32.5	0.087
	NPT1/2	3889 12 22		22	20	27.5	32.5	0.072

The body swivels for positioning purposes.
Max. 20 bar

3889

Compact Stud Elbow, Male NPT Thread

Inch

ØD	C	Material		F	G	H	L	kg
		3889	3989					
3/16	NPT1/8	3889 55 11		10	9.9	20.6	19.6	0.019
	NPT1/4	3889 55 14		14	9.9	20.6	19.6	0.022
1/4	NPT1/8	3889 56 11		13	11.9	21.6	23.1	0.026
	NPT1/4	3889 56 14		14	11.9	21.6	23.1	0.031
3/8	NPT1/4	3889 60 14		17	17.5	28.4	30.5	0.059
	NPT3/8	3889 60 18		19	17.5	28.4	30.5	0.062
1/2	NPT1/4	3889 62 14		22	20.1	34	33	0.086
	NPT3/8	3889 62 18		22	20.1	34	33	0.088
	NPT1/2	3889 62 22		22	20.1	27.2	33	0.091

The body swivels for positioning purposes; 5/32" (4 mm) and 5/16" (8 mm) also available.
Max. 20 bar

3879/3979

Compact Stud Elbow, Male BSPP Thread


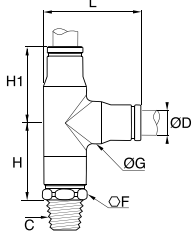


ØD	C	Material		F	G	H	L	kg
		3879	3979					
4	G1/8	3879 04 10	3979 04 10	10	11	22	19	0.021
	G1/4	3879 04 13	3979 04 13	17	11	20	19	0.026
6	G1/8	3879 06 10	3979 06 10	13	12	24	24	0.029
	G1/4	3879 06 13	3979 06 13	17	12	22	24	0.034
8	G1/8	3879 08 10	3979 08 10	13	15	25	25	0.035
	G1/4	3879 08 13	3979 08 13	17	15	25	25	0.040
	G3/8	3879 08 17	3979 08 17	21	15	23	25	0.048
10	G1/4	3879 10 13	3979 10 13	18	17	43	31	0.056
	G3/8	3879 10 17	3979 10 17	21	17	40	31	0.067
	G1/4	3879 12 13	3979 12 13	17	20	33	33	0.075
12	G3/8	3879 12 17	3979 12 17	21	20	33	33	0.082
	G1/2	3879 12 21	3979 12 21	24	20	30	33	0.094

The body swivels for positioning purposes.
Max. 20 bar

Stud Fittings

3803/3903


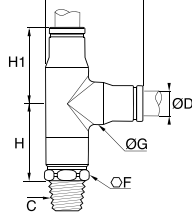

Stud Run Tee, Male BSPT Thread

		Stainless steel 316L, FKM		ØD	C			F	G	H	H1	L	kg
		4	R1/8	3803 04 10	3903 04 10	10	10	19	17	22	0.020		
				6	R1/8	3803 06 10	3903 06 10	13	12	22	20	26.5	0.038
					R1/4	3803 06 13	3903 06 13	14	15	22	20	27	0.035
				8	R1/8	3803 08 10	3903 08 10	14	15	24	23	31	0.050
					R1/4	3803 08 13	3903 08 13	14	15	24	23	31	0.055
				10	R1/4	3803 10 13	3903 10 13	19	17.5	30	29	38	0.070
					R3/8	3803 10 17	3903 10 17	19	17.5	30	29	38	0.084

The body swivels for positioning purposes.

3803


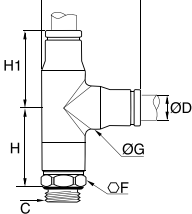


Stud Run Tee, Male NPT Thread

		Stainless steel 316L, FKM		ØD	C		F	G	H	H1	L	kg
		4	NPT1/8	3803 04 11	11	10	21	19	25	0.020		
				6	NPT1/8	3803 06 11	13	12	24	21	27	0.031
					NPT1/4	3803 06 14	14	12	24	21	27.5	0.037
				8	NPT1/8	3803 08 11	14	15	26.5	24	30.5	0.050
					NPT1/4	3803 08 14	14	15	26.5	24	30.5	0.048
				10	NPT1/4	3803 10 14	19	17.5	31	29.5	37.5	0.084

The body swivels for positioning purposes.

3893/3993


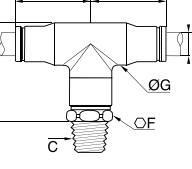


Stud Run Tee, Male BSPP and Metric Thread

		Stainless steel 316L, FKM		ØD	C			F	G	H	H1	L	kg
		4	M5x0.8	3893 04 19	3993 04 19	10	11	21.5	19	24.5	0.023		
				4	G1/8	3893 04 10	3993 04 10	13	11	21.5	19	24.5	0.026
					G1/4	3893 04 13	3993 04 13	17	11	22	19	28	0.033
				6	G1/8	3893 06 10	3993 06 10	13	12	26.5	24	30	0.038
					G1/4	3893 06 13	3993 06 13	17	12	26	24	32	0.044
				8	G1/8	3893 08 10	3993 08 10	14	15	27.5	25	32	0.049
					G1/8	3893 08 13	3993 08 13	17	15	28	25	33.5	0.054
				10	G3/8	3893 08 17	3993 08 17	21	15	27	25	35.5	0.094
					G1/4	3893 10 13	3993 10 13	19	17	35.5	31	39.5	0.081
					G3/8	3893 10 17	3993 10 17	21	17	35.5	31	39.5	0.082

The body swivels for positioning purposes.

3808/3908

Stud Branch Tee, Male BSPT Thread

		Stainless steel 316L, FKM		ØD	C			F	G	H	L/2	kg
		4	R1/8	3808 04 10	3908 04 10	10	10	23.5	19	0.020		
				6	R1/8	3808 06 10	3908 06 10	13	12	27.5	24	0.038
					R1/4	3808 06 13	3908 06 13	14	12	27.5	24	0.043
				8	R1/8	3808 08 10	3908 08 10	14	15	32	25	0.049
					R1/4	3808 08 13	3908 08 13	14	15	32	25	0.048
				10	R3/8	3808 08 17	3908 08 17	19	15	33	25	0.068
					R1/4	3808 10 13	3908 10 13	19	17.5	37.5	31	0.081
					R3/8	3808 10 17	3908 10 17	19	17.5	37.5	31	0.070

The body swivels for positioning purposes.

These models enable compact connection for elbow outlets, thus allowing space saving.

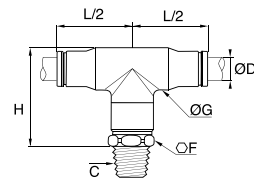
Stud Fittings

3808

Stud Branch Tee, Male NPT Thread



Stainless steel 316L, FKM



ØD	C		F	G	H	L/2	kg
4	NPT1/8	3808 04 11	11	10	22	19	0.021
	NPT1/8	3808 06 11	13	12.5	30	24	0.031
6	NPT1/4	3808 06 14	14	12.5	30	24	0.044
	NPT1/8	3808 08 11	14	15	34	25	0.042
8	NPT1/4	3808 08 14	14	15	34	25	0.048
	NPT1/4	3808 10 14	19	17.5	40	31	0.069
10	NPT3/8	3808 10 18	19	17.5	40	31	0.084

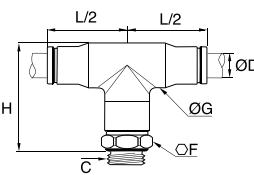
The body swivels for positioning purposes.

3898/3998

Stud Branch Tee, Male BSPP and Metric Thread



Stainless steel 316L, FKM



ØD	C			F	G	H	L/2	kg
4	M5x0.8	3898 04 19	3998 04 19	10	11	27	19	0.024
	G1/8	3898 04 10	3998 04 10	13	11	27	19	0.026
	G1/4	3898 04 13	3998 04 13	17	11	27	19	0.032
6	M5x0.8	3898 06 19	3998 06 19	13	12	33.5	24	0.038
	G1/8	3898 06 10	3998 06 10	13	12	33	24	0.038
	G1/4	3898 06 13	3998 06 13	17	12	32	24	0.043
8	G1/8	3898 08 10	3998 08 10	14	15	35	25	0.051
	G1/4	3898 08 13	3998 08 13	17	15	35	25	0.054
	G3/8	3898 08 17	3998 08 17	21	15	34.5	25	0.058
10	G1/4	3898 10 13	3998 10 13	19	17	43	31	0.082
	G3/8	3898 10 17	3998 10 17	21	17	41	31	0.087


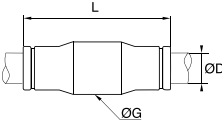


The body swivels for positioning purposes.

LF 3800 : full 316L stainless steel (body) with 303 stainless steel collet, FKM seals
 LF 3900 : full 316L, FKM seals

Tube-to-Tube Fittings

3806/3906


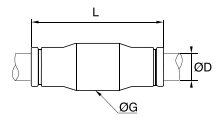


Equal Straight Connector

	Stainless steel 316L, FKM 	ØD			G	L	kg
		4	3806 04 00	3906 04 00	10	29	0.009
		6	3806 06 00	3906 06 00	12	34	0.015
		8	3806 08 00	3906 08 00	15	36	0.019
		10	3806 10 00	3906 10 00	17.5	45	0.032
		12	3806 12 00	3906 12 00	20	46.5	0.041

3806/3906

Equal Straight Connector


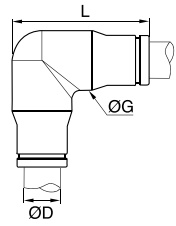


Inch

	Stainless steel 316L, FKM 	ØD			G	L	kg
		3/16	3806 55 00	3906 55 00	9.9	30	0.010
		1/4	3806 56 00	3906 56 00	11.9	35.1	0.015
		3/8	3806 60 00	3906 60 00	17.5	46	0.030
		1/2	3806 62 00	3906 62 00	20.1	48	0.040

5/32" (4 mm) and 5/16" (8 mm) also available

3802/3902


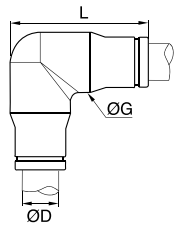


Equal Stud Elbow

	Stainless steel 316L, FKM 	ØD			G	L	kg
		4	3802 04 00	3902 04 00	10	21.5	0.015
		6	3802 06 00	3902 06 00	12	26.5	0.024
		8	3802 08 00	3902 08 00	15	29.5	0.031
		10	3802 10 00	3902 10 00	17.5	36.5	0.051
		12	3802 12 00	3902 12 00	20	40	0.069

3802/3902

Equal Stud Elbow


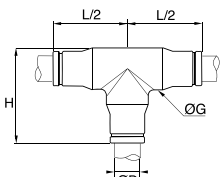


Inch

	Stainless steel 316L, FKM 	ØD			G	L	kg
		3/16	3802 55 00	3902 55 00	9.9	24.4	0.011
		1/4	3802 56 00	3902 56 00	11.9	29	0.023
		3/8	3802 60 00	3902 60 00	17.5	39.6	0.042
		1/2	3802 62 00	3902 62 00	20.1	40.9	0.070

5/32" (4 mm) and 5/16" (8 mm) also available

3804/3904

Equal Tee

	Stainless steel 316L, FKM 	ØD			G	L	L/2	kg
		4	3804 04 00	3904 04 00	10	22	19	0.015
		6	3804 06 00	3904 06 00	12	26	24	0.031
		8	3804 08 00	3904 08 00	15	29.5	25	0.041
		10	3804 10 00	3904 10 00	17.5	36.5	31	0.064
		12	3804 12 00	3904 12 00	20	40	33	0.064

Bulkhead Connector Fittings

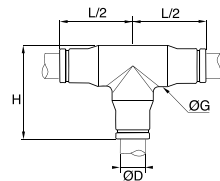
3804/3904

Equal Tee

Inch



Stainless steel 316L, FKM



ØD			G	H	L/2	kg
3/16	3804 55 00	3904 55 00	9.9	22.6	19	0.017
1/4	3804 56 00	3904 56 00	11.9	26.9	22	0.031
3/8	3804 60 00	3904 60 00	17.5	37.6	30	0.059
1/2	3804 62 00	3904 62 00	20.1	40.9	32	0.090

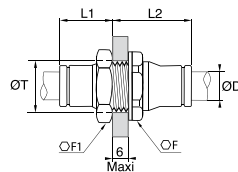
5/32" (4 mm) and 5/16" (8 mm) also available

3816/3916

Equal Bulkhead Connector



Stainless steel 316L, FKM



ØD			F	F1	L1	L2	ØT	kg
4	3816 04 00	3916 04 00	13	14	13.5	19.5	13	0.017
6	3816 06 00	3916 06 00	17	17	16.5	21.5	14	0.027
8	3816 08 00	3916 08 00	19	19	18	24	16	0.034
10	3816 10 00	3916 10 00	22	22	21.5	27.5	21	0.049
12	3816 12 00	3916 12 00	24	24	24	29	23	0.059

IP55 sealing

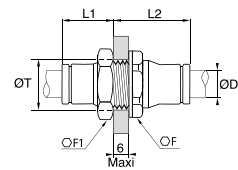
3816/3916

Equal Bulkhead Connector

Inch



Stainless steel 316L, FKM



ØD			F	F1	L1	L2	ØT	kg
3/16	3816 55 00	3916 55 00	17	13	15	21.1	12.4	0.019
1/4	3816 56 00	3916 56 00	19	17	17	22.6	14.5	0.027
3/8	3816 60 00	3916 60 00	27	22	22.1	27.4	20.6	0.052
1/2	3816 62 00	3916 62 00	27	27	20	29	20.1	0.076

IP55 sealing

5/32" (4 mm) and 5/16" (8 mm) also available


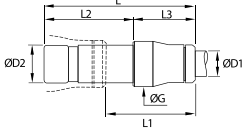


LF 3800/LF 3900 push-in fittings allow connection with several types of Parker Legris tubing shown in Chapter 3 of this catalogue, "Technical Tubing and Hose":

- PFA tubing
- Fluoropolymer tubing
- Polyethylene tubing
- Semi-rigid polyamide and flexible Crystal polyurethane tubing

Plug-In Fittings and Accessories


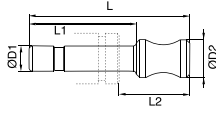

3866/3966

Push-In Reducer

	Stainless steel 316L, FKM 			ØD1	ØD2	G	L	L1	L2	L3	kg		
				4	6	3866 04 06	3966 04 06	10	35	19	19	16	0.009
				4	8	3866 04 08	3966 04 08	10	34	17	20	14	0.011
				6	8	3866 06 08	3966 06 08	12	42	24	23	19	0.015
				6	10	3866 06 10	3966 06 10	12	41	19	25	16	0.019
				8	10	3866 08 10	3966 08 10	15	45	22.5	25	20	0.021
				8	12	3866 08 12	3966 08 12	15	43	20	26	17	0.025
				10	12	3866 10 12	3966 10 12	17	50	23	26	24	0.029


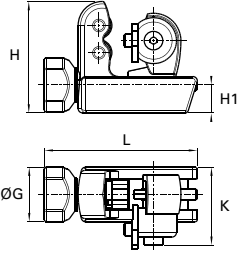

3826

Blanking Plug

	Stainless steel 316L 		ØD1	ØD2	L	L1	L2	kg	
			4	6	3826 04 00	25	17	11	0.003
			6	8	3826 06 00	30.4	19.5	13.5	0.007
			8	10	3826 08 00	33	20	14	0.014
			10	12	3826 10 00	40	25	17	0.025
			12	14	3826 12 00	43	26	19	0.038

3800



Pre-Grooving Tool for Stainless Steel Tubing

	Treated steel 		G	H	H1	K	L	kg
			3800 70 00	25	51	13	36	70

This tool correctly pre-grooves 4-12 mm O.D. and 3/16"-1/2" O.D. stainless steel tubing, to ensure that the LF 3800/LF 3900 collet grips the tube securely.

0605


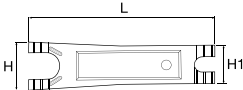

Fluoropolymer Tape

	FKM		kg
			0605 12 12

Can be used for temperatures from -250°C to +260°C.
 Chemically inert and resistant to gases, acids, solvents, hydrocarbons, oils, alkalines, steam, etc.
 Non-toxic, waterproof, self-lubricating.
 In accordance with CFR21.
 Can be used on all materials.
 Used to facilitate the preparation of leak-free threaded joints.
 Supplied on a reel: length = 12 m; width = 12.7 mm; thickness = 0.08 mm.

3000

Disconnection Tool

	Treated steel 		H	H1	L	kg
			3000 70 00	25	20	96

For disconnecting push-in tubing/fittings where access is difficult, we recommend the use of this disconnection tool.

